

Vineyard

**Environmental Justice
Public Outreach Survey**

Tuesday, December 04, 2018

72

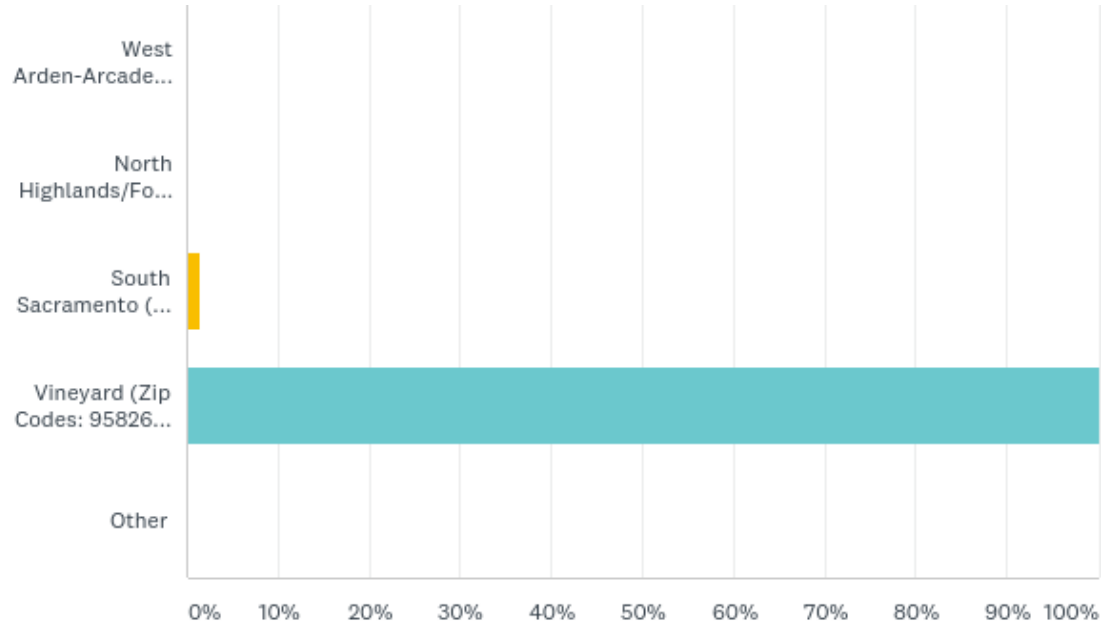
Total Responses

Date Created: Tuesday, August 07, 2018

Complete Responses: 72

Q1: Where do you live? Please place a check mark in the appropriate box.

Answered: 72 Skipped: 0



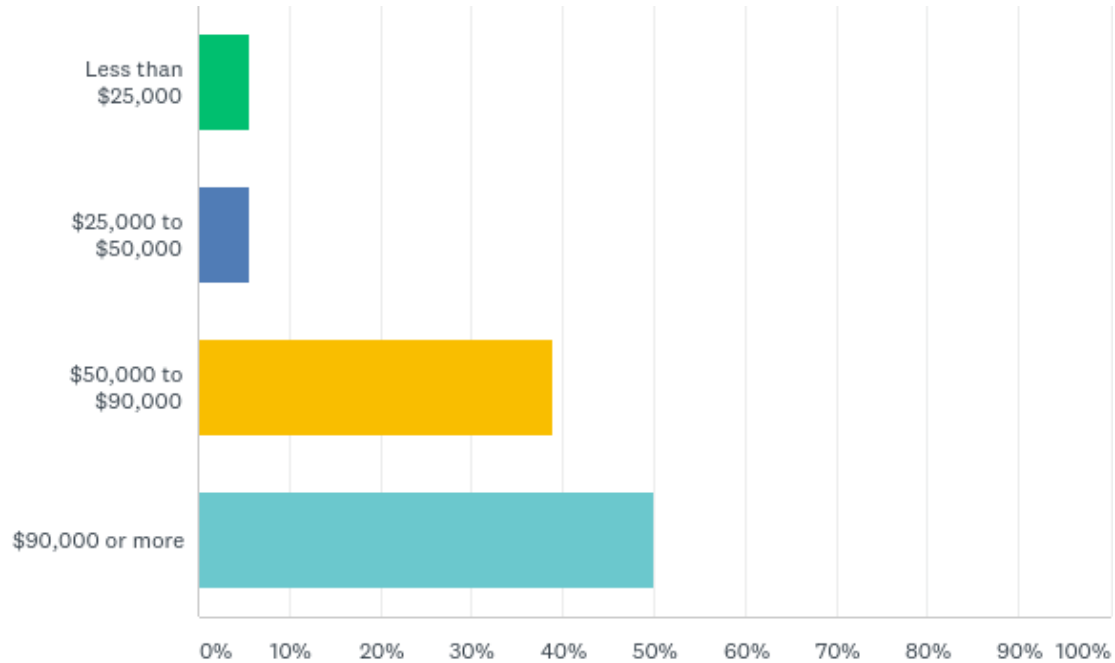
Q1: Where do you live? Please place a check mark in the appropriate box.

Answered: 72 Skipped: 0

ANSWER CHOICES	RESPONSES	
West Arden-Arcade (Zip Codes: 95821, 95825, 95864)	0.00%	0
North Highlands/Foothill Farms (Zip Codes: 95652, 95660, 95841, 95842)	0.00%	0
South Sacramento (Zip Codes: 95820, 95823, 95824, 95828)	1.39%	1
Vineyard (Zip Codes: 95826, 95827, 95829, 95830)	100.00%	72
Other	0.00%	0
Total Respondents: 72		

Q3: What is your annual household income?

Answered: 72 Skipped: 0



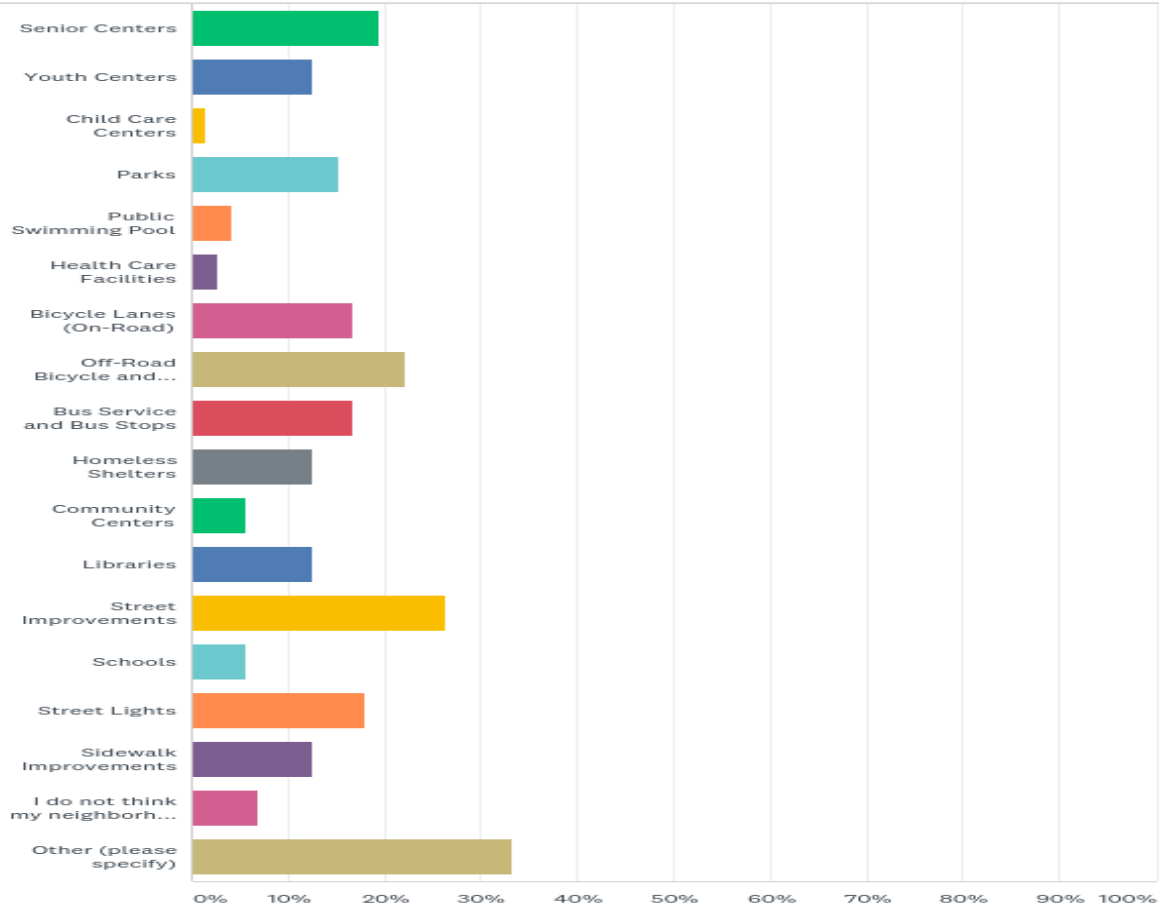
Q3: What is your annual household income?

Answered: 72 Skipped: 0

ANSWER CHOICES	RESPONSES	
Less than \$25,000	5.56%	4
\$25,000 to \$50,000	5.56%	4
\$50,000 to \$90,000	38.89%	28
\$90,000 or more	50.00%	36
Total Respondents: 72		

Q4: Public Facilities: Choose the three things that are most needed in your neighborhood. Please rank them from 1 to 3 with 1 being the most needed.

Answered: 72 Skipped: 0



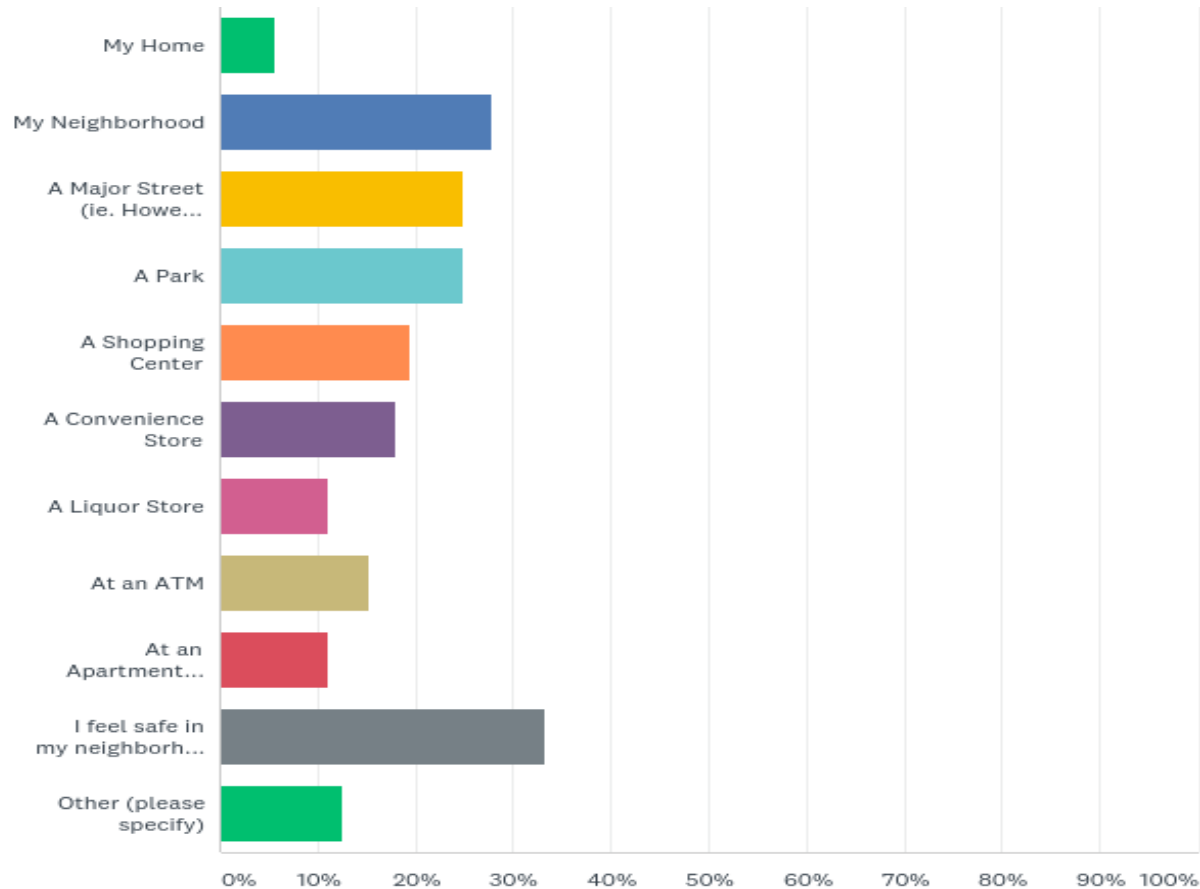
Q4: Public Facilities: Choose the three things that are most needed in your neighborhood. Please rank them from 1 to 3 with 1 being the most needed.

Answered: 72 Skipped: 0

ANSWER CHOICES	RESPONSES	
Senior Centers	19.44%	14
Youth Centers	12.50%	9
Child Care Centers	1.39%	1
Parks	15.28%	11
Public Swimming Pool	4.17%	3
Health Care Facilities	2.78%	2
Bicycle Lanes (On-Road)	16.67%	12
Off-Road Bicycle and Walking Trails	22.22%	16
Bus Service and Bus Stops	16.67%	12
Homeless Shelters	12.50%	9
Community Centers	5.56%	4
Libraries	12.50%	9
Street Improvements	26.39%	19
Schools	5.56%	4
Street Lights	18.06%	13
Sidewalk Improvements	12.50%	9
I do not think my neighborhood needs any of these things	6.94%	5
Other (please specify)	33.33%	24
Total Respondents: 72		

Q5: Crime Prevention: Choose up to three areas in your neighborhood where you do not feel safe.

Answered: 72 Skipped: 0



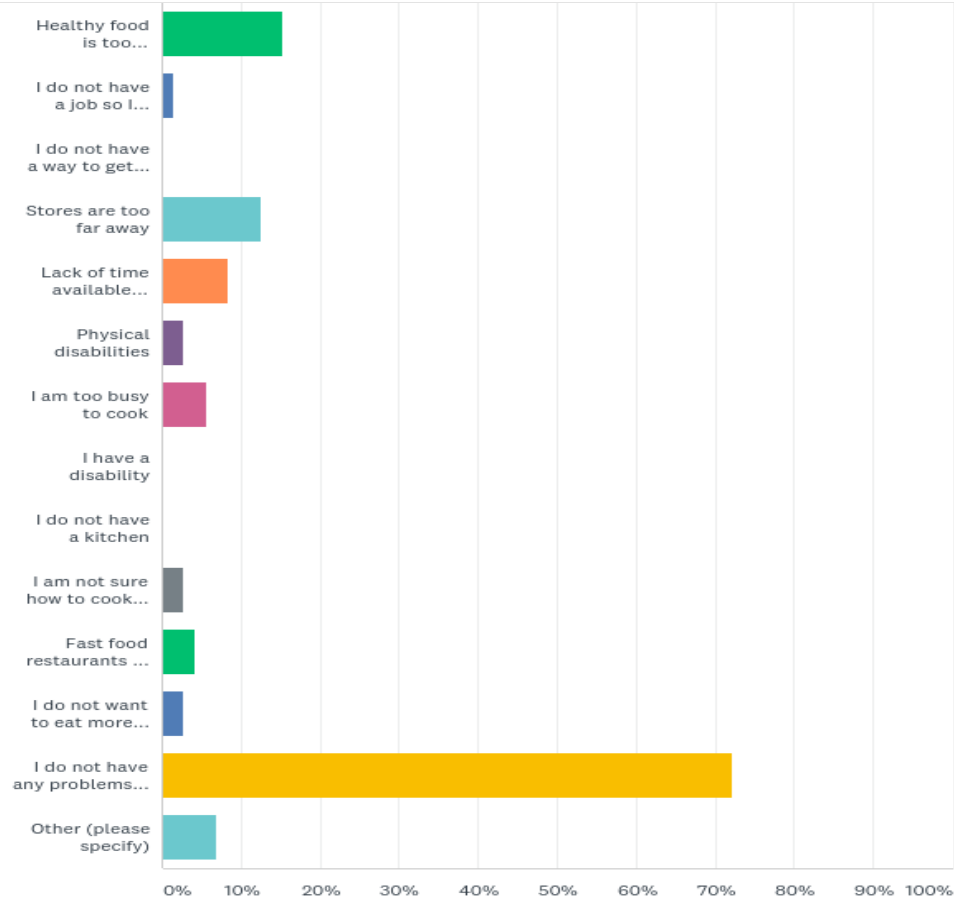
Q5: Crime Prevention: Choose up to three areas in your neighborhood where you do not feel safe.

Answered: 72 Skipped: 0

ANSWER CHOICES	RESPONSES	
My Home	5.56%	4
My Neighborhood	27.78%	20
A Major Street (ie. Howe Avenue, Watt Avenue or Florin Road)	25.00%	18
A Park	25.00%	18
A Shopping Center	19.44%	14
A Convenience Store	18.06%	13
A Liquor Store	11.11%	8
At an ATM	15.28%	11
At an Apartment Building that is Not My Residence	11.11%	8
I feel safe in my neighborhood	33.33%	24
Other (please specify)	12.50%	9
Total Respondents: 72		

Q6: Healthy Food Access: Choose up to three things that prevent your family from getting fresh fruits and vegetables and other healthy food.

Answered: 72 Skipped: 0



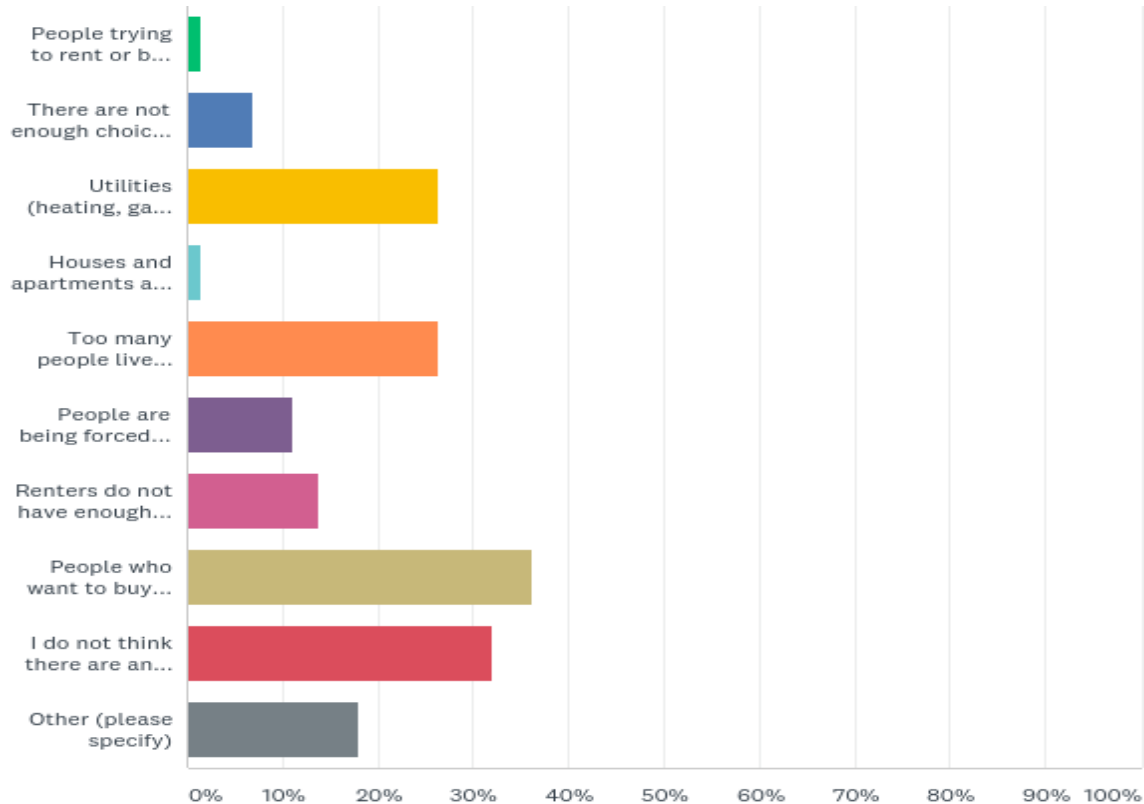
Q6: Healthy Food Access: Choose up to three things that prevent your family from getting fresh fruits and vegetables and other healthy food.

Answered: 72 Skipped: 0

ANSWER CHOICES	RESPONSES	
Healthy food is too expensive	15.28%	11
I do not have a job so I cannot pay for healthy food	1.39%	1
I do not have a way to get to the store	0.00%	0
Stores are too far away	12.50%	9
Lack of time available (cooking preparation)	8.33%	6
Physical disabilities	2.78%	2
I am too busy to cook	5.56%	4
I have a disability	0.00%	0
I do not have a kitchen	0.00%	0
I am not sure how to cook fruits, vegetables and healthy meats	2.78%	2
Fast food restaurants are nearby	4.17%	3
I do not want to eat more healthy foods	2.78%	2
I do not have any problems that keep me from getting fresh fruits and vegetables and other healthy food	72.22%	52
Other (please specify)	6.94%	5
Total Respondents: 72		

Q7: Housing: Choose up to three housing problems that exist in your neighborhood.

Answered: 72 Skipped: 0



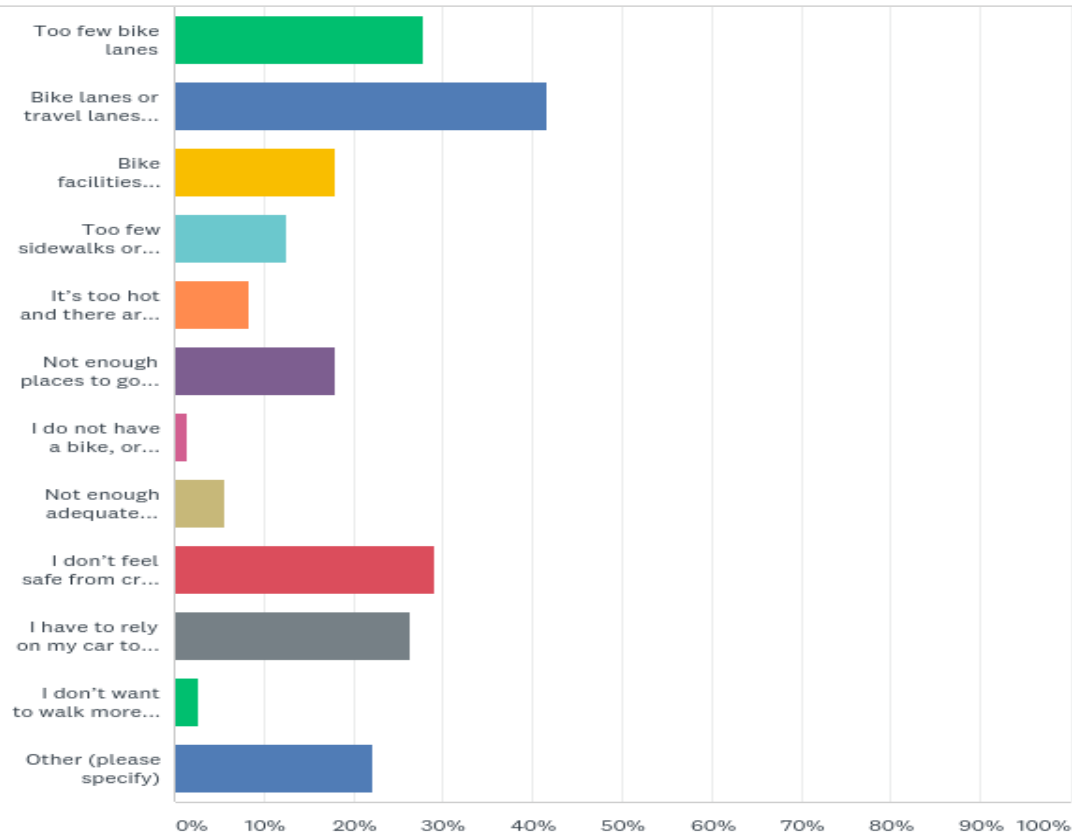
Q7: Housing: Choose up to three housing problems that exist in your neighborhood.

Answered: 72 Skipped: 0

ANSWER CHOICES	RESPONSES	
People trying to rent or buy a home are discriminated against because of race, ethnicity, country of origin, gender, disability, being pregnant or having children, or age	1.39%	1
There are not enough choices of places to live for people with disabilities	6.94%	5
Utilities (heating, gas, etc.) are too expensive	26.39%	19
Houses and apartments are not comfortable, not safe, in poor condition, or too dangerous	1.39%	1
Too many people live together in one home because it is too expensive to rent or buy your own	26.39%	19
People are being forced out of their homes because it is too expensive	11.11%	8
Renters do not have enough money for things like food and clothes after paying expensive rents	13.89%	10
People who want to buy homes just cannot because it's too expensive	36.11%	26
I do not think there are any housing problems in my neighborhood	31.94%	23
Other (please specify)	18.06%	13
Total Respondents: 72		

Q8: Physical Exercise: Choose up to three things that keep you from walking or bicycling as much as you would like.

Answered: 72 Skipped: 0



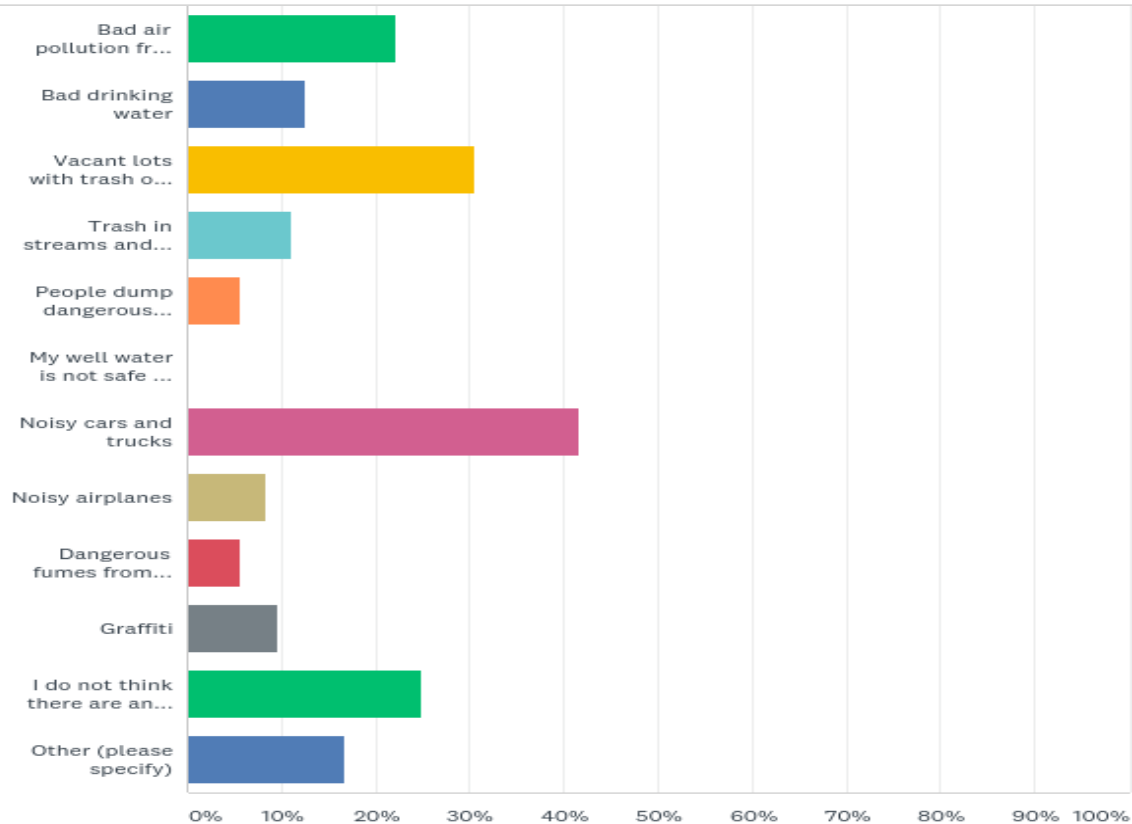
Q8: Physical Exercise: Choose up to three things that keep you from walking or bicycling as much as you would like.

Answered: 72 Skipped: 0

ANSWER CHOICES	RESPONSES	
Too few bike lanes	27.78%	20
Bike lanes or travel lanes on many streets are scary to use because of the high number and high speed of cars and trucks	41.67%	30
Bike facilities start and stop at random. Are not predictable or continuous	18.06%	13
Too few sidewalks or sidewalks are too narrow	12.50%	9
It's too hot and there are too few trees for shade	8.33%	6
Not enough places to go (grocery store, school, place to work), or they are too far away to walk or bicycle to	18.06%	13
I do not have a bike, or there are no places to get my bike fixed	1.39%	1
Not enough adequate bicycle parking in my community	5.56%	4
I don't feel safe from crime when I bike or walk	29.17%	21
I have to rely on my car to make multiple trips a day	26.39%	19
I don't want to walk more or bicycle more	2.78%	2
Other (please specify)	22.22%	16
Total Respondents: 72		

Q9: Pollution: Choose up to three pollution problems in your neighborhood.

Answered: 72 Skipped: 0



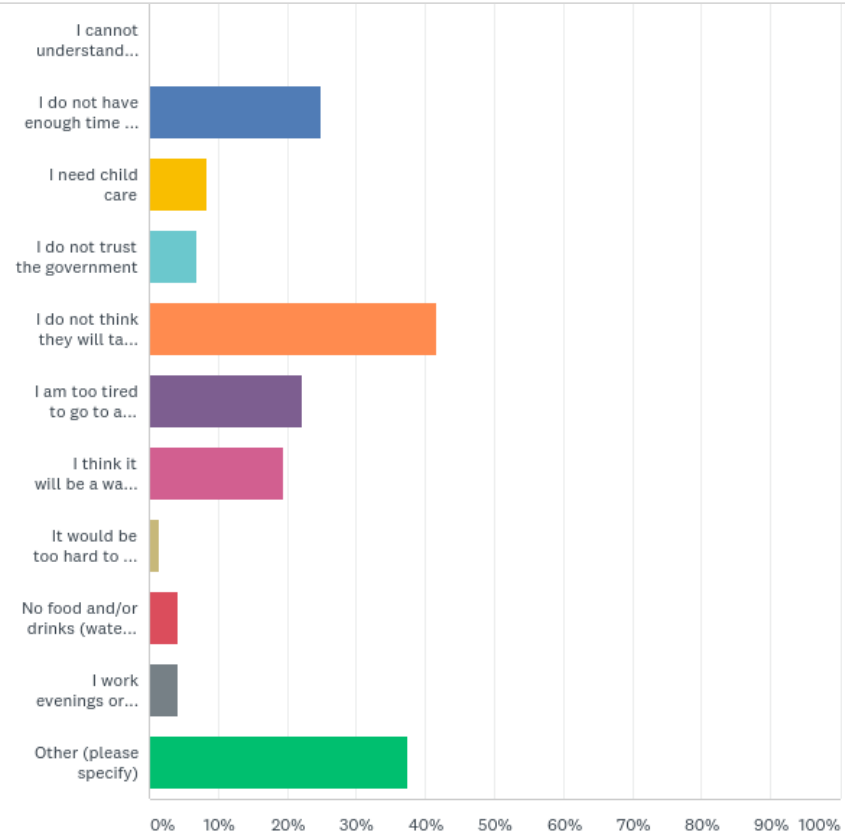
Q9: Pollution: Choose up to three pollution problems in your neighborhood.

Answered: 72 Skipped: 0

ANSWER CHOICES	RESPONSES	
Bad air pollution from cars and trucks	22.22%	16
Bad drinking water	12.50%	9
Vacant lots with trash or junk	30.56%	22
Trash in streams and rivers	11.11%	8
People dump dangerous chemicals	5.56%	4
My well water is not safe to drink	0.00%	0
Noisy cars and trucks	41.67%	30
Noisy airplanes	8.33%	6
Dangerous fumes from businesses, like auto paint shops and car repair shops	5.56%	4
Graffiti	9.72%	7
I do not think there are any pollution problems in my neighborhood	25.00%	18
Other (please specify)	16.67%	12
Total Respondents: 72		

Q10: Civic Engagement: Choose up to three things that prevent you from attending an evening public meeting to talk about the things that could make life better or worse in your neighborhood.

Answered: 72 Skipped: 0



Q10: Civic Engagement: Choose up to three things that prevent you from attending an evening public meeting to talk about the things that could make life better or worse in your neighborhood.

Answered: 72 Skipped: 0

ANSWER CHOICES	RESPONSES	
I cannot understand English	0.00%	0
I do not have enough time – too busy	25.00%	18
I need child care	8.33%	6
I do not trust the government	6.94%	5
I do not think they will take my opinions seriously	41.67%	30
I am too tired to go to a meeting after work	22.22%	16
I think it will be a waste of time	19.44%	14
It would be too hard to get to the meeting	1.39%	1
No food and/or drinks (water, juice, snacks) at meetings	4.17%	3
I work evenings or nights	4.17%	3
Other (please specify)	37.50%	27
Total Respondents: 72		