

South Sacramento

**Environmental Justice Public
Outreach Survey**

Tuesday, December 04, 2018

67

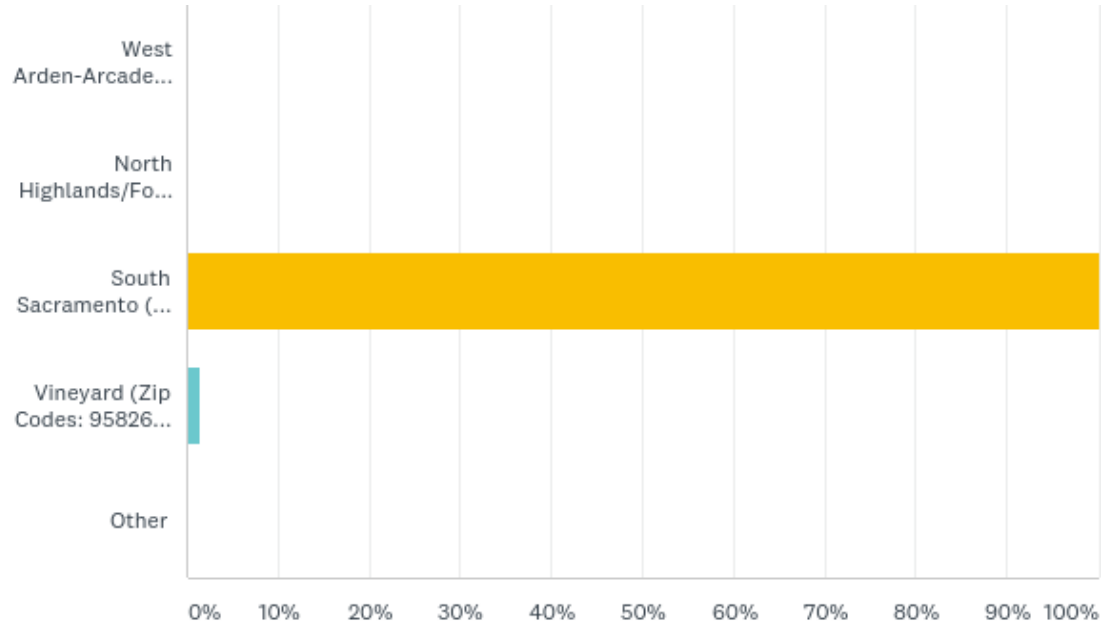
Total Responses

Date Created: Tuesday, August 07, 2018

Complete Responses: 67

Q1: Where do you live? Please place a check mark in the appropriate box.

Answered: 67 Skipped: 0



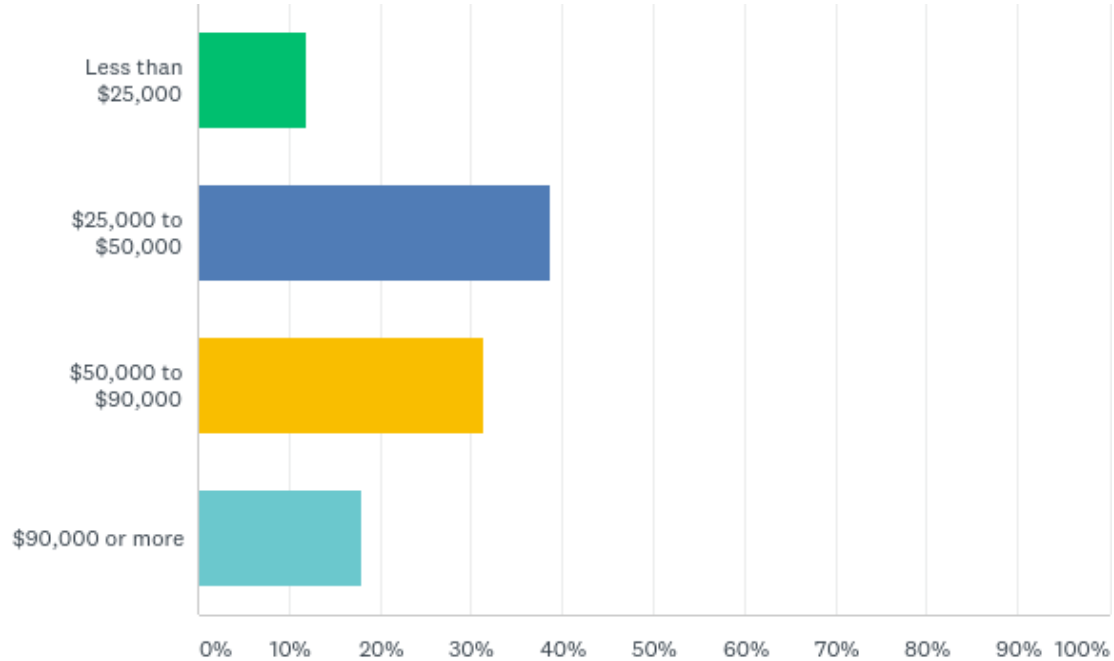
Q1: Where do you live? Please place a check mark in the appropriate box.

Answered: 67 Skipped: 0

ANSWER CHOICES	RESPONSES	
West Arden-Arcade (Zip Codes: 95821, 95825, 95864)	0.00%	0
North Highlands/Foothill Farms (Zip Codes: 95652, 95660, 95841, 95842)	0.00%	0
South Sacramento (Zip Codes: 95820, 95823, 95824, 95828)	100.00%	67
Vineyard (Zip Codes: 95826, 95827, 95829, 95830)	1.49%	1
Other	0.00%	0
Total Respondents: 67		

Q3: What is your annual household income?

Answered: 67 Skipped: 0



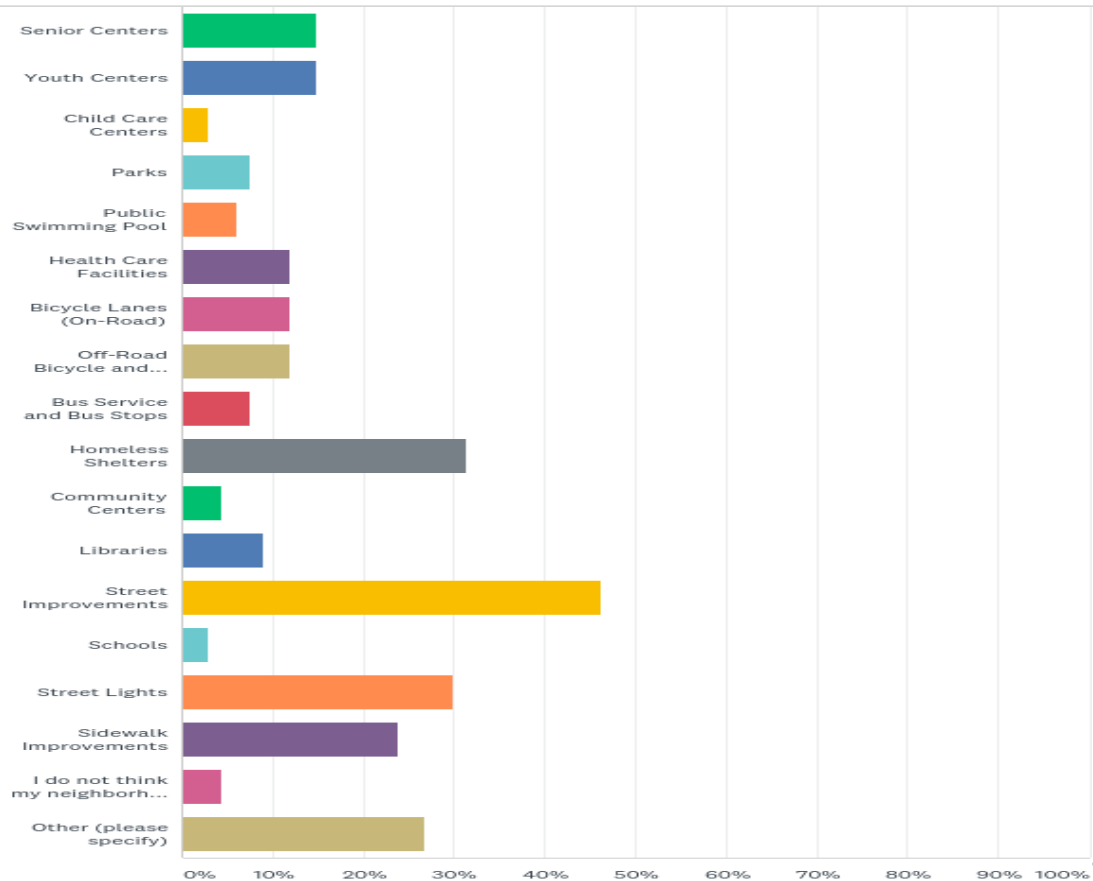
Q3: What is your annual household income?

Answered: 67 Skipped: 0

ANSWER CHOICES	RESPONSES	
Less than \$25,000	11.94%	8
\$25,000 to \$50,000	38.81%	26
\$50,000 to \$90,000	31.34%	21
\$90,000 or more	17.91%	12
Total Respondents: 67		

Q4: Public Facilities: Choose the three things that are most needed in your neighborhood. Please rank them from 1 to 3 with 1 being the most needed.

Answered: 67 Skipped: 0



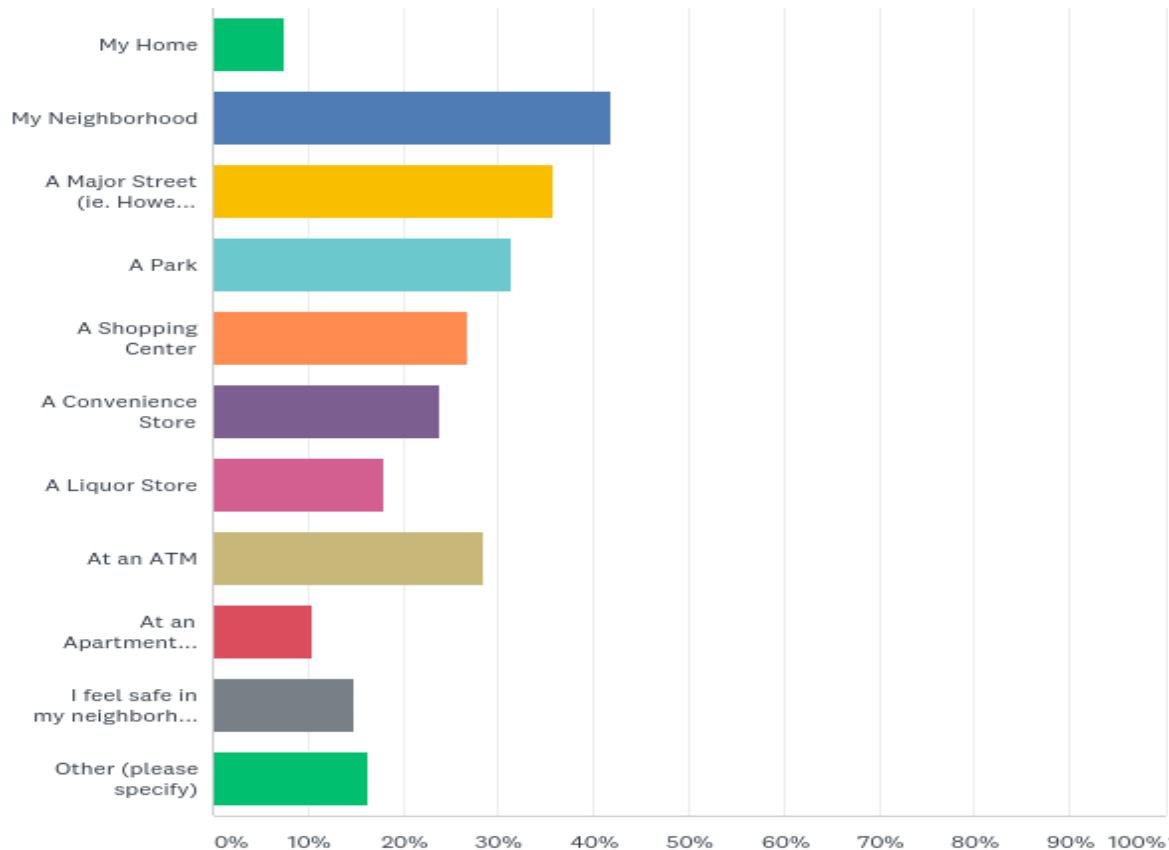
Q4: Public Facilities: Choose the three things that are most needed in your neighborhood. Please rank them from 1 to 3 with 1 being the most needed.

Answered: 67 Skipped: 0

ANSWER CHOICES	RESPONSES	
Senior Centers	14.93%	10
Youth Centers	14.93%	10
Child Care Centers	2.99%	2
Parks	7.46%	5
Public Swimming Pool	5.97%	4
Health Care Facilities	11.94%	8
Bicycle Lanes (On-Road)	11.94%	8
Off-Road Bicycle and Walking Trails	11.94%	8
Bus Service and Bus Stops	7.46%	5
Homeless Shelters	31.34%	21
Community Centers	4.48%	3
Libraries	8.96%	6
Street Improvements	46.27%	31
Schools	2.99%	2
Street Lights	29.85%	20
Sidewalk Improvements	23.88%	16
I do not think my neighborhood needs any of these things	4.48%	3
Other (please specify)	26.87%	18
Total Respondents: 67		

Q5: Crime Prevention: Choose up to three areas in your neighborhood where you do not feel safe.

Answered: 67 Skipped: 0



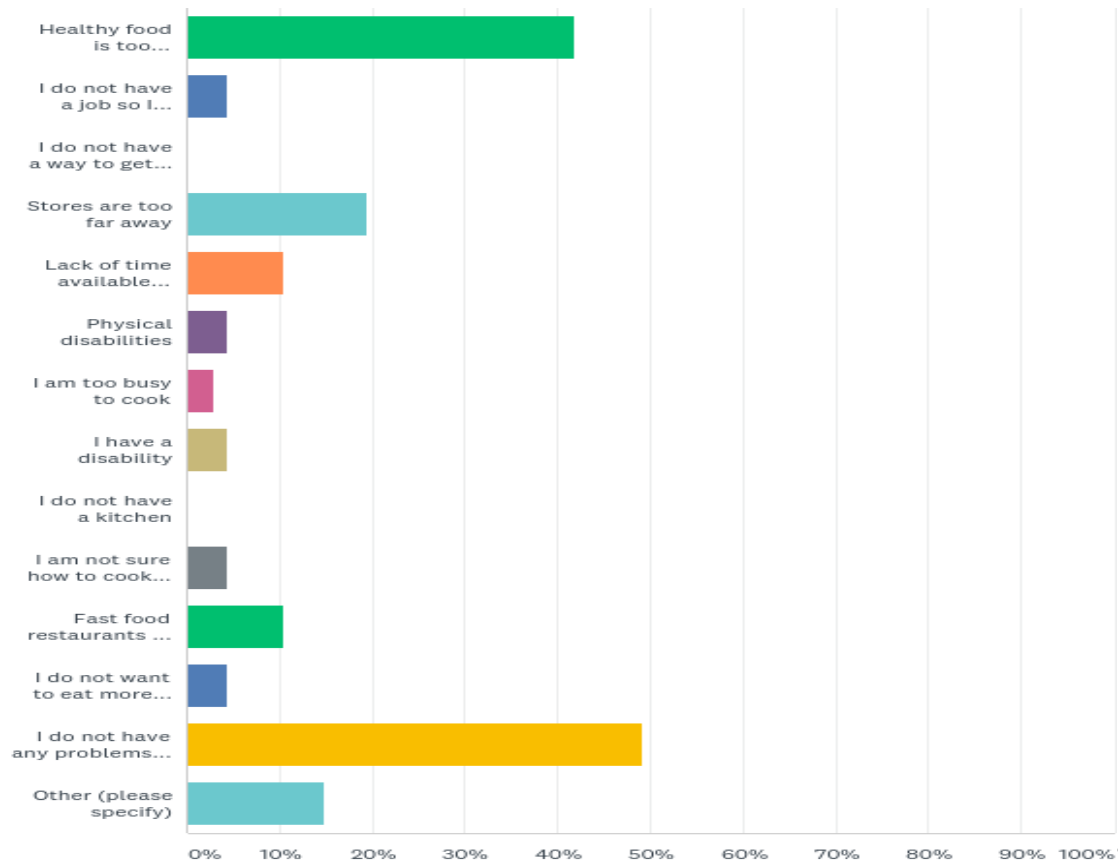
Q5: Crime Prevention: Choose up to three areas in your neighborhood where you do not feel safe.

Answered: 67 Skipped: 0

ANSWER CHOICES	RESPONSES	
My Home	7.46%	5
My Neighborhood	41.79%	28
A Major Street (ie. Howe Avenue, Watt Avenue or Florin Road)	35.82%	24
A Park	31.34%	21
A Shopping Center	26.87%	18
A Convenience Store	23.88%	16
A Liquor Store	17.91%	12
At an ATM	28.36%	19
At an Apartment Building that is Not My Residence	10.45%	7
I feel safe in my neighborhood	14.93%	10
Other (please specify)	16.42%	11
Total Respondents: 67		

Q6: Healthy Food Access: Choose up to three things that prevent your family from getting fresh fruits and vegetables and other healthy food.

Answered: 67 Skipped: 0



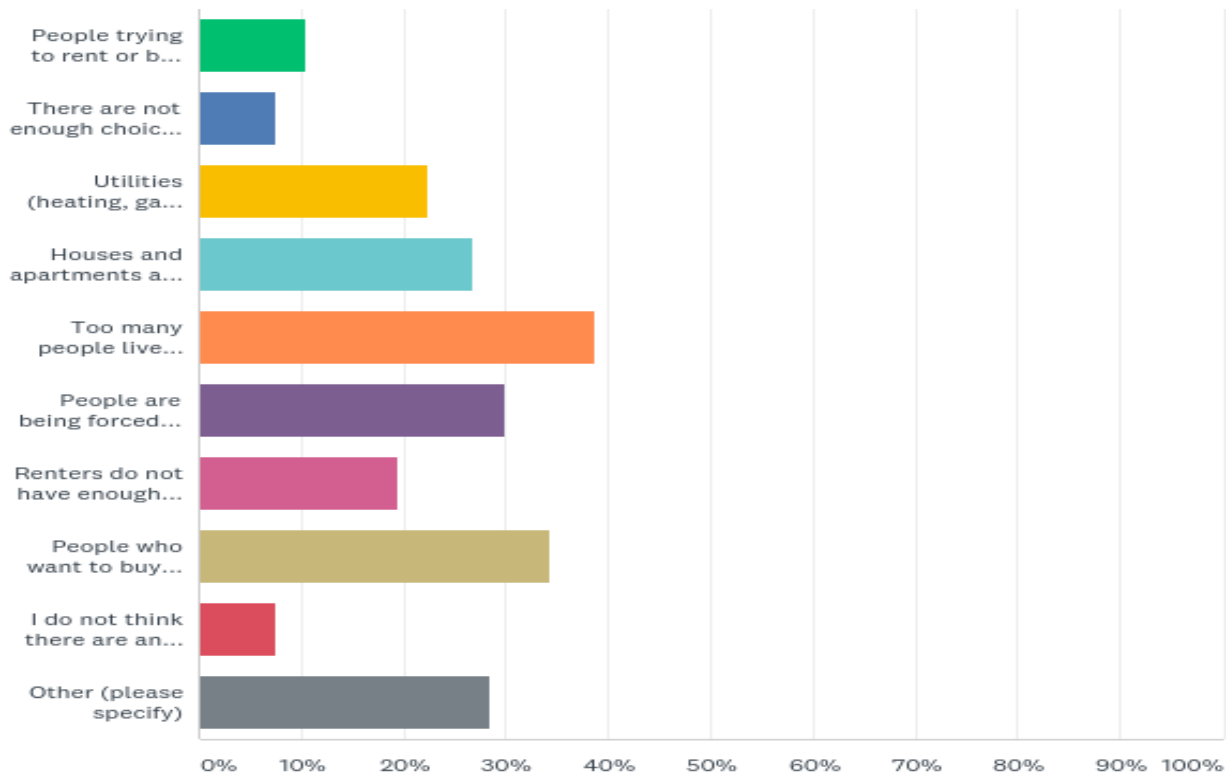
Q6: Healthy Food Access: Choose up to three things that prevent your family from getting fresh fruits and vegetables and other healthy food.

Answered: 67 Skipped: 0

ANSWER CHOICES	RESPONSES
Healthy food is too expensive	41.79% 28
I do not have a job so I cannot pay for healthy food	4.48% 3
I do not have a way to get to the store	0.00% 0
Stores are too far away	19.40% 13
Lack of time available (cooking preparation)	10.45% 7
Physical disabilities	4.48% 3
I am too busy to cook	2.99% 2
I have a disability	4.48% 3
I do not have a kitchen	0.00% 0
I am not sure how to cook fruits, vegetables and healthy meats	4.48% 3
Fast food restaurants are nearby	10.45% 7
I do not want to eat more healthy foods	4.48% 3
I do not have any problems that keep me from getting fresh fruits and vegetables and other healthy food	49.25% 33
Other (please specify)	14.93% 10
Total Respondents: 67	

Q7: Housing: Choose up to three housing problems that exist in your neighborhood.

Answered: 67 Skipped: 0



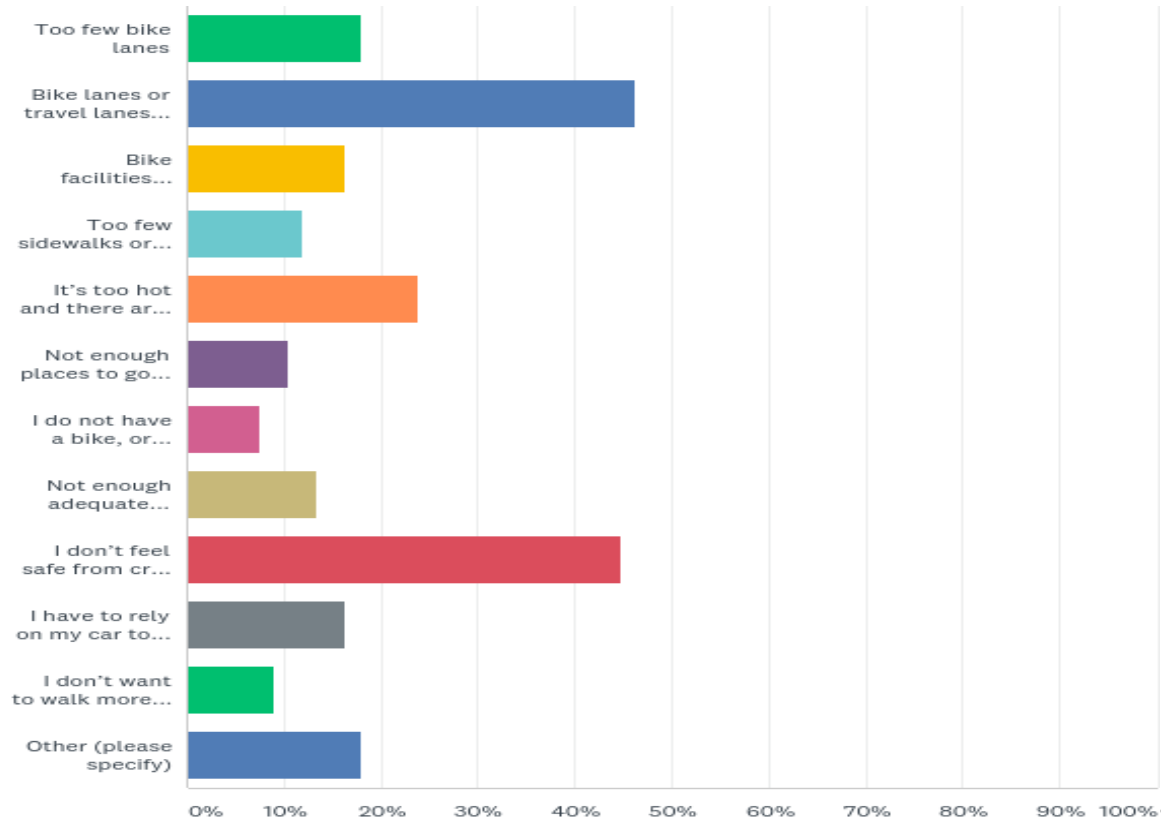
Q7: Housing: Choose up to three housing problems that exist in your neighborhood.

Answered: 67 Skipped: 0

ANSWER CHOICES	RESPONSES	
People trying to rent or buy a home are discriminated against because of race, ethnicity, country of origin, gender, disability, being pregnant or having children, or age	10.45%	7
There are not enough choices of places to live for people with disabilities	7.46%	5
Utilities (heating, gas, etc.) are too expensive	22.39%	15
Houses and apartments are not comfortable, not safe, in poor condition, or too dangerous	26.87%	18
Too many people live together in one home because it is too expensive to rent or buy your own	38.81%	26
People are being forced out of their homes because it is too expensive	29.85%	20
Renters do not have enough money for things like food and clothes after paying expensive rents	19.40%	13
People who want to buy homes just cannot because it's too expensive	34.33%	23
I do not think there are any housing problems in my neighborhood	7.46%	5
Other (please specify)	28.36%	19
Total Respondents: 67		

Q8: Physical Exercise: Choose up to three things that keep you from walking or bicycling as much as you would like.

Answered: 67 Skipped: 0



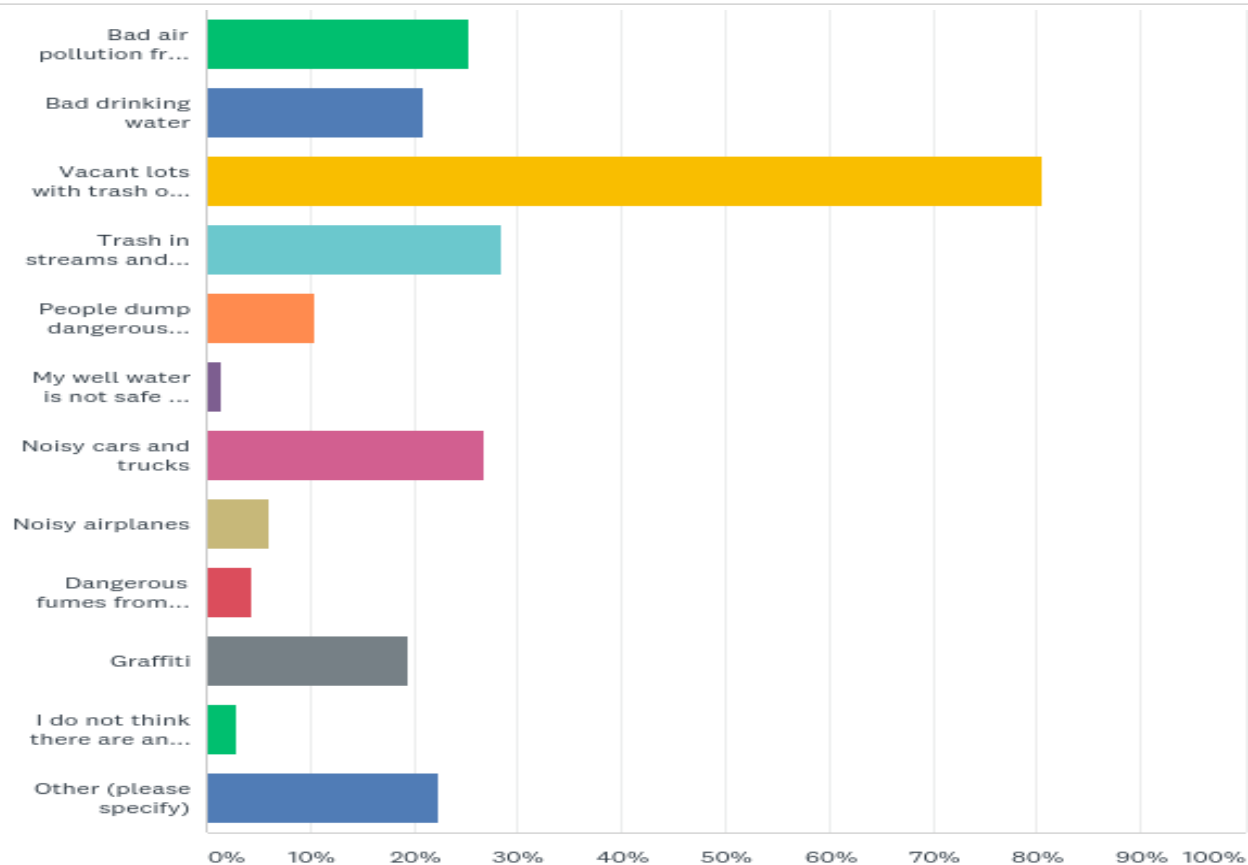
Q8: Physical Exercise: Choose up to three things that keep you from walking or bicycling as much as you would like.

Answered: 67 Skipped: 0

ANSWER CHOICES	RESPONSES	
Too few bike lanes	17.91%	12
Bike lanes or travel lanes on many streets are scary to use because of the high number and high speed of cars and trucks	46.27%	31
Bike facilities start and stop at random. Are not predictable or continuous	16.42%	11
Too few sidewalks or sidewalks are too narrow	11.94%	8
It's too hot and there are too few trees for shade	23.88%	16
Not enough places to go (grocery store, school, place to work), or they are too far away to walk or bicycle to	10.45%	7
I do not have a bike, or there are no places to get my bike fixed	7.46%	5
Not enough adequate bicycle parking in my community	13.43%	9
I don't feel safe from crime when I bike or walk	44.78%	30
I have to rely on my car to make multiple trips a day	16.42%	11
I don't want to walk more or bicycle more	8.96%	6
Other (please specify)	17.91%	12
Total Respondents: 67		

Q9: Pollution: Choose up to three pollution problems in your neighborhood.

Answered: 67 Skipped: 0



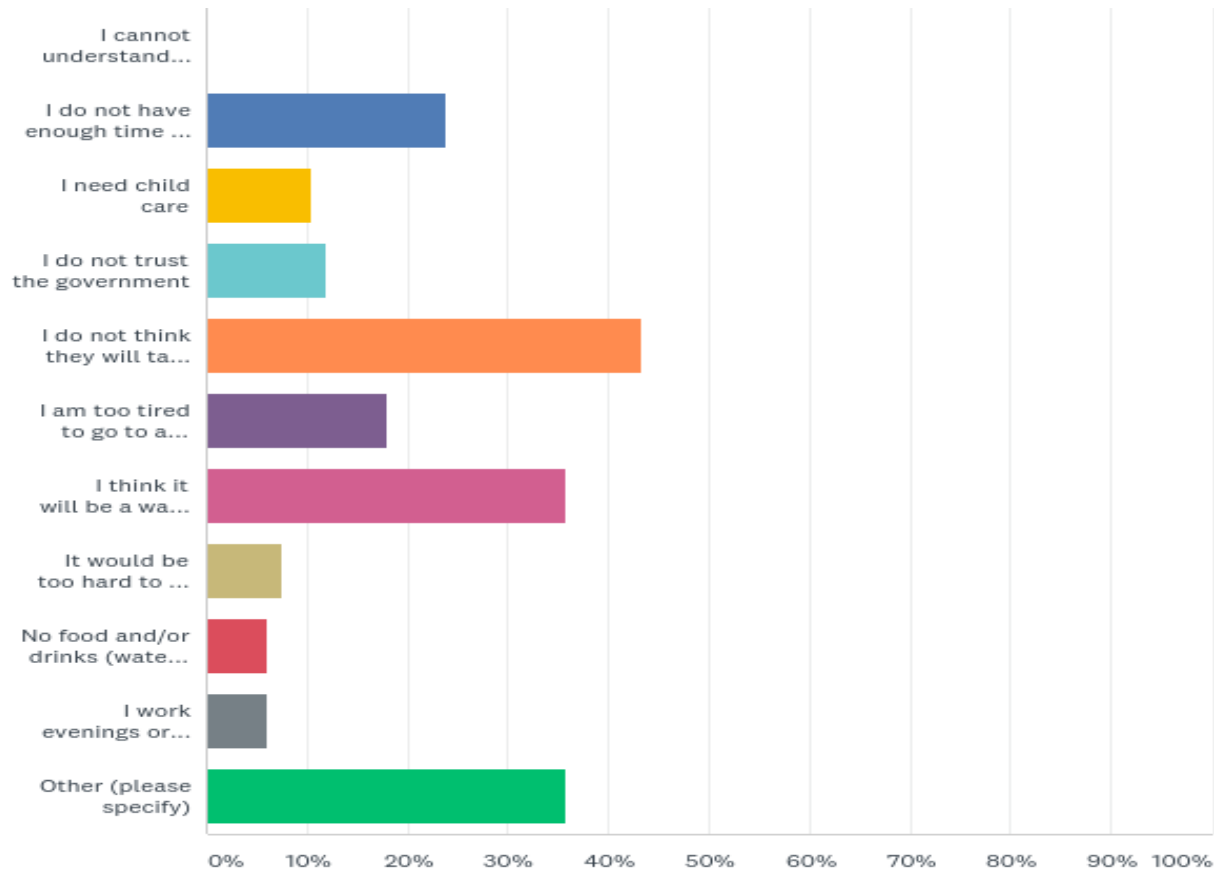
Q9: Pollution: Choose up to three pollution problems in your neighborhood.

Answered: 67 Skipped: 0

ANSWER CHOICES	RESPONSES	
Bad air pollution from cars and trucks	25.37%	17
Bad drinking water	20.90%	14
Vacant lots with trash or junk	80.60%	54
Trash in streams and rivers	28.36%	19
People dump dangerous chemicals	10.45%	7
My well water is not safe to drink	1.49%	1
Noisy cars and trucks	26.87%	18
Noisy airplanes	5.97%	4
Dangerous fumes from businesses, like auto paint shops and car repair shops	4.48%	3
Graffiti	19.40%	13
I do not think there are any pollution problems in my neighborhood	2.99%	2
Other (please specify)	22.39%	15
Total Respondents: 67		

Q10: Civic Engagement: Choose up to three things that prevent you from attending an evening public meeting to talk about the things that could make life better or worse in your neighborhood.

Answered: 67 Skipped: 0



Q10: Civic Engagement: Choose up to three things that prevent you from attending an evening public meeting to talk about the things that could make life better or worse in your neighborhood.

Answered: 67 Skipped: 0

ANSWER CHOICES	RESPONSES	
I cannot understand English	0.00%	0
I do not have enough time – too busy	23.88%	16
I need child care	10.45%	7
I do not trust the government	11.94%	8
I do not think they will take my opinions seriously	43.28%	29
I am too tired to go to a meeting after work	17.91%	12
I think it will be a waste of time	35.82%	24
It would be too hard to get to the meeting	7.46%	5
No food and/or drinks (water, juice, snacks) at meetings	5.97%	4
I work evenings or nights	5.97%	4
Other (please specify)	35.82%	24
Total Respondents: 67		