

North Highlands/Foothill Farms
Environmental Justice Public
Outreach Survey

Monday, December 03, 2018

73

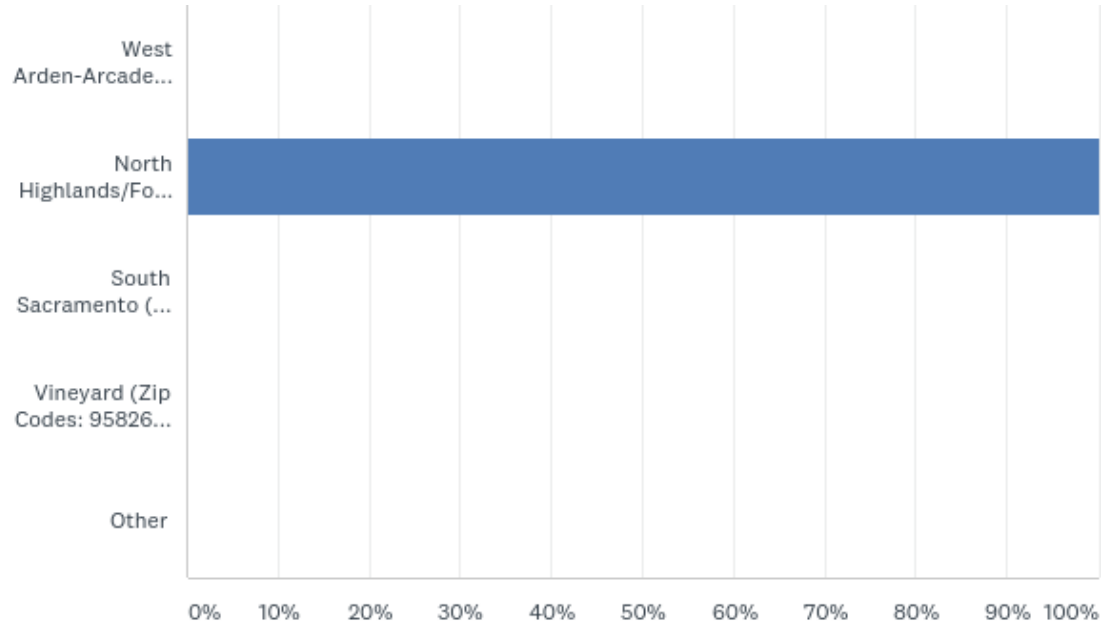
Total Responses

Date Created: Tuesday, August 07, 2018

Complete Responses: 73

Q1: Where do you live? Please place a check mark in the appropriate box.

Answered: 73 Skipped: 0



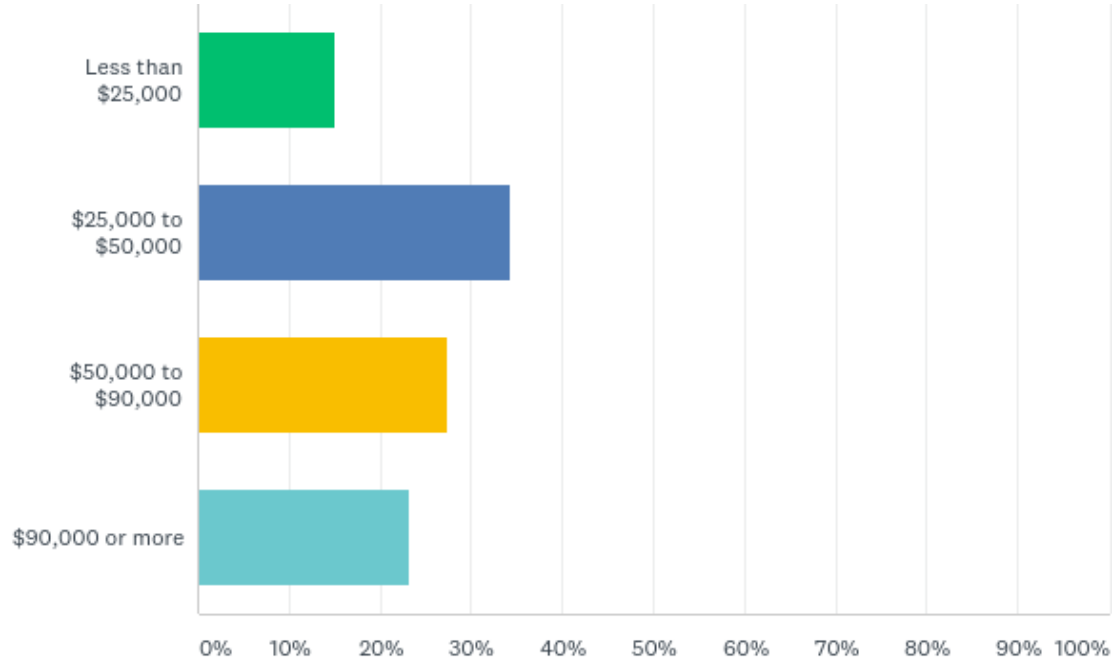
Q1: Where do you live? Please place a check mark in the appropriate box.

Answered: 73 Skipped: 0

ANSWER CHOICES	RESPONSES	
West Arden-Arcade (Zip Codes: 95821, 95825, 95864)	0.00%	0
North Highlands/Foothill Farms (Zip Codes: 95652, 95660, 95841, 95842)	100.00%	73
South Sacramento (Zip Codes: 95820, 95823, 95824, 95828)	0.00%	0
Vineyard (Zip Codes: 95826, 95827, 95829, 95830)	0.00%	0
Other	0.00%	0
Total Respondents: 73		

Q3: What is your annual household income?

Answered: 73 Skipped: 0



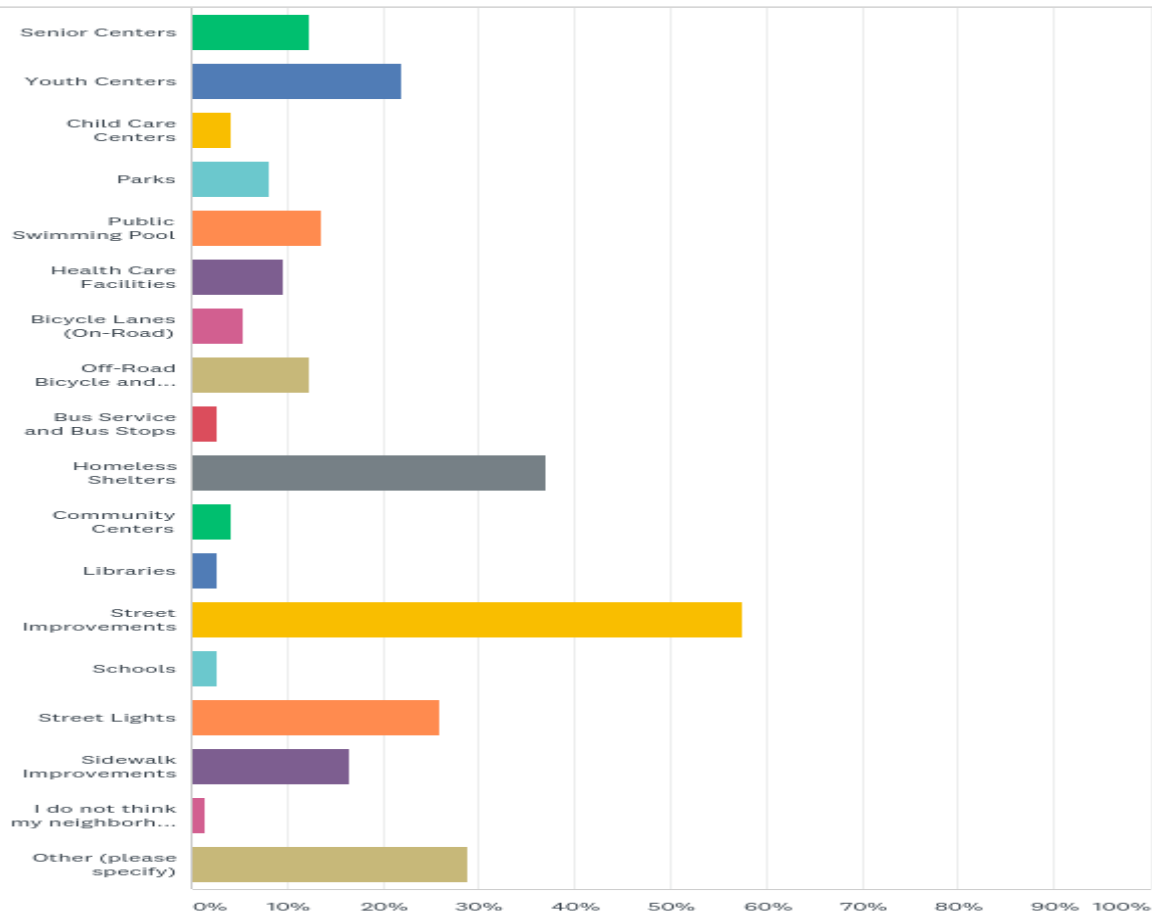
Q3: What is your annual household income?

Answered: 73 Skipped: 0

ANSWER CHOICES	RESPONSES	
Less than \$25,000	15.07%	11
\$25,000 to \$50,000	34.25%	25
\$50,000 to \$90,000	27.40%	20
\$90,000 or more	23.29%	17
Total Respondents: 73		

Q4: Public Facilities: Choose the three things that are most needed in your neighborhood. Please rank them from 1 to 3 with 1 being the most needed.

Answered: 73 Skipped: 0



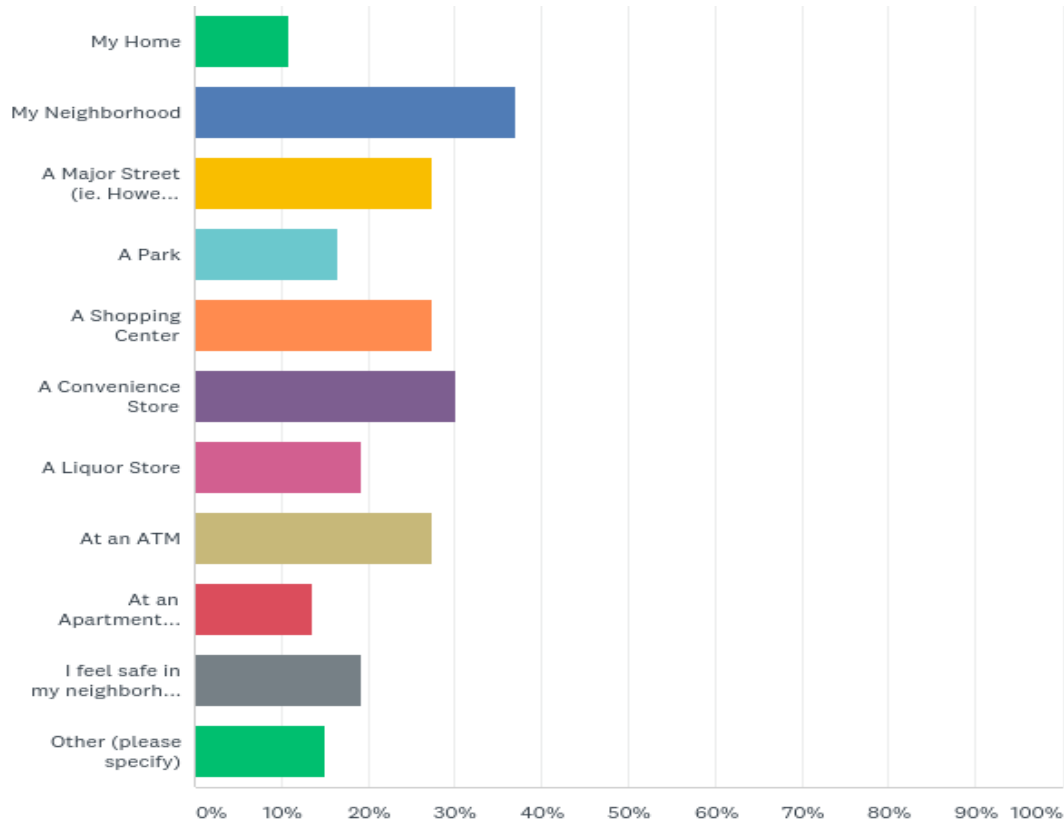
Q4: Public Facilities: Choose the three things that are most needed in your neighborhood. Please rank them from 1 to 3 with 1 being the most needed.

Answered: 73 Skipped: 0

ANSWER CHOICES	RESPONSES	
Senior Centers	12.33%	9
Youth Centers	21.92%	16
Child Care Centers	4.11%	3
Parks	8.22%	6
Public Swimming Pool	13.70%	10
Health Care Facilities	9.59%	7
Bicycle Lanes (On-Road)	5.48%	4
Off-Road Bicycle and Walking Trails	12.33%	9
Bus Service and Bus Stops	2.74%	2
Homeless Shelters	36.99%	27
Community Centers	4.11%	3
Libraries	2.74%	2
Street Improvements	57.53%	42
Schools	2.74%	2
Street Lights	26.03%	19
Sidewalk Improvements	16.44%	12
I do not think my neighborhood needs any of these things	1.37%	1
Other (please specify)	28.77%	21
Total Respondents: 73		

Q5: Crime Prevention: Choose up to three areas in your neighborhood where you do not feel safe.

Answered: 73 Skipped: 0



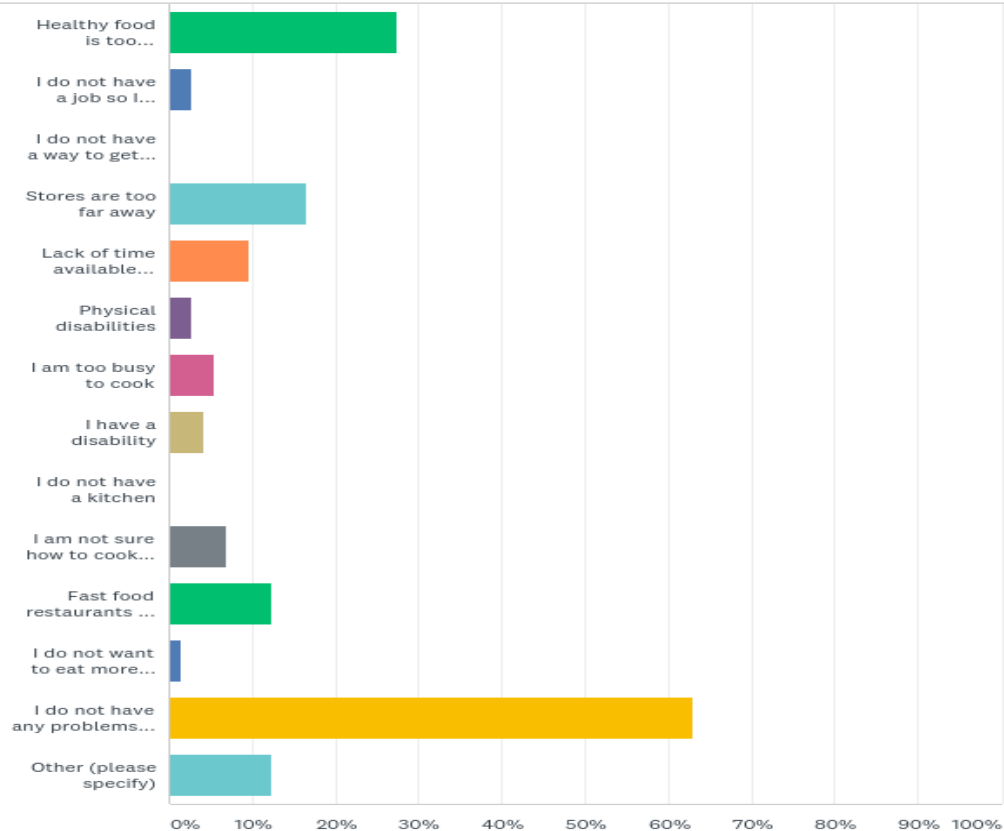
Q5: Crime Prevention: Choose up to three areas in your neighborhood where you do not feel safe.

Answered: 73 Skipped: 0

ANSWER CHOICES	RESPONSES	
My Home	10.96%	8
My Neighborhood	36.99%	27
A Major Street (ie. Howe Avenue, Watt Avenue or Florin Road)	27.40%	20
A Park	16.44%	12
A Shopping Center	27.40%	20
A Convenience Store	30.14%	22
A Liquor Store	19.18%	14
At an ATM	27.40%	20
At an Apartment Building that is Not My Residence	13.70%	10
I feel safe in my neighborhood	19.18%	14
Other (please specify)	15.07%	11
Total Respondents: 73		

Q6: Healthy Food Access: Choose up to three things that prevent your family from getting fresh fruits and vegetables and other healthy food.

Answered: 73 Skipped: 0



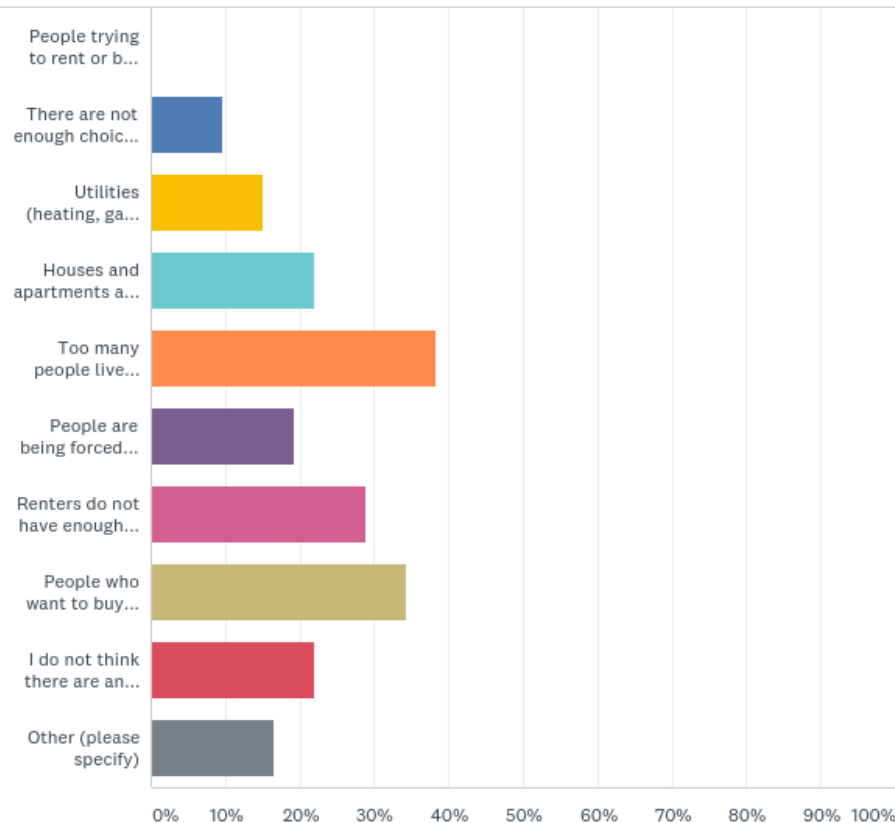
Q6: Healthy Food Access: Choose up to three things that prevent your family from getting fresh fruits and vegetables and other healthy food.

Answered: 73 Skipped: 0

ANSWER CHOICES	RESPONSES	
Healthy food is too expensive	27.40%	20
I do not have a job so I cannot pay for healthy food	2.74%	2
I do not have a way to get to the store	0.00%	0
Stores are too far away	16.44%	12
Lack of time available (cooking preparation)	9.59%	7
Physical disabilities	2.74%	2
I am too busy to cook	5.48%	4
I have a disability	4.11%	3
I do not have a kitchen	0.00%	0
I am not sure how to cook fruits, vegetables and healthy meats	6.85%	5
Fast food restaurants are nearby	12.33%	9
I do not want to eat more healthy foods	1.37%	1
I do not have any problems that keep me from getting fresh fruits and vegetables and other healthy food	63.01%	46
Other (please specify)	12.33%	9
Total Respondents: 73		

Q7: Housing: Choose up to three housing problems that exist in your neighborhood.

Answered: 73 Skipped: 0



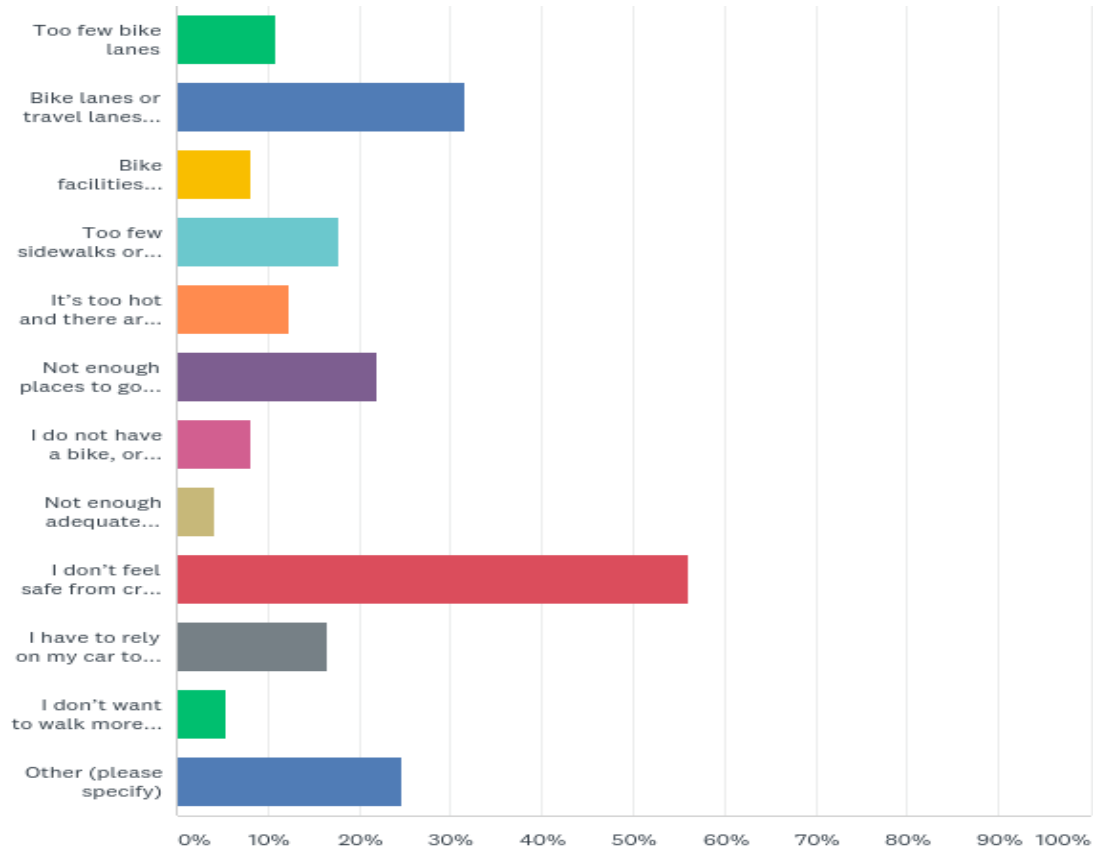
Q7: Housing: Choose up to three housing problems that exist in your neighborhood.

Answered: 73 Skipped: 0

ANSWER CHOICES	RESPONSES	
People trying to rent or buy a home are discriminated against because of race, ethnicity, country of origin, gender, disability, being pregnant or having children, or age	0.00%	0
There are not enough choices of places to live for people with disabilities	9.59%	7
Utilities (heating, gas, etc.) are too expensive	15.07%	11
Houses and apartments are not comfortable, not safe, in poor condition, or too dangerous	21.92%	16
Too many people live together in one home because it is too expensive to rent or buy your own	38.36%	28
People are being forced out of their homes because it is too expensive	19.18%	14
Renters do not have enough money for things like food and clothes after paying expensive rents	28.77%	21
People who want to buy homes just cannot because it's too expensive	34.25%	25
I do not think there are any housing problems in my neighborhood	21.92%	16
Other (please specify)	16.44%	12
Total Respondents: 73		

Q8: Physical Exercise: Choose up to three things that keep you from walking or bicycling as much as you would like.

Answered: 73 Skipped: 0



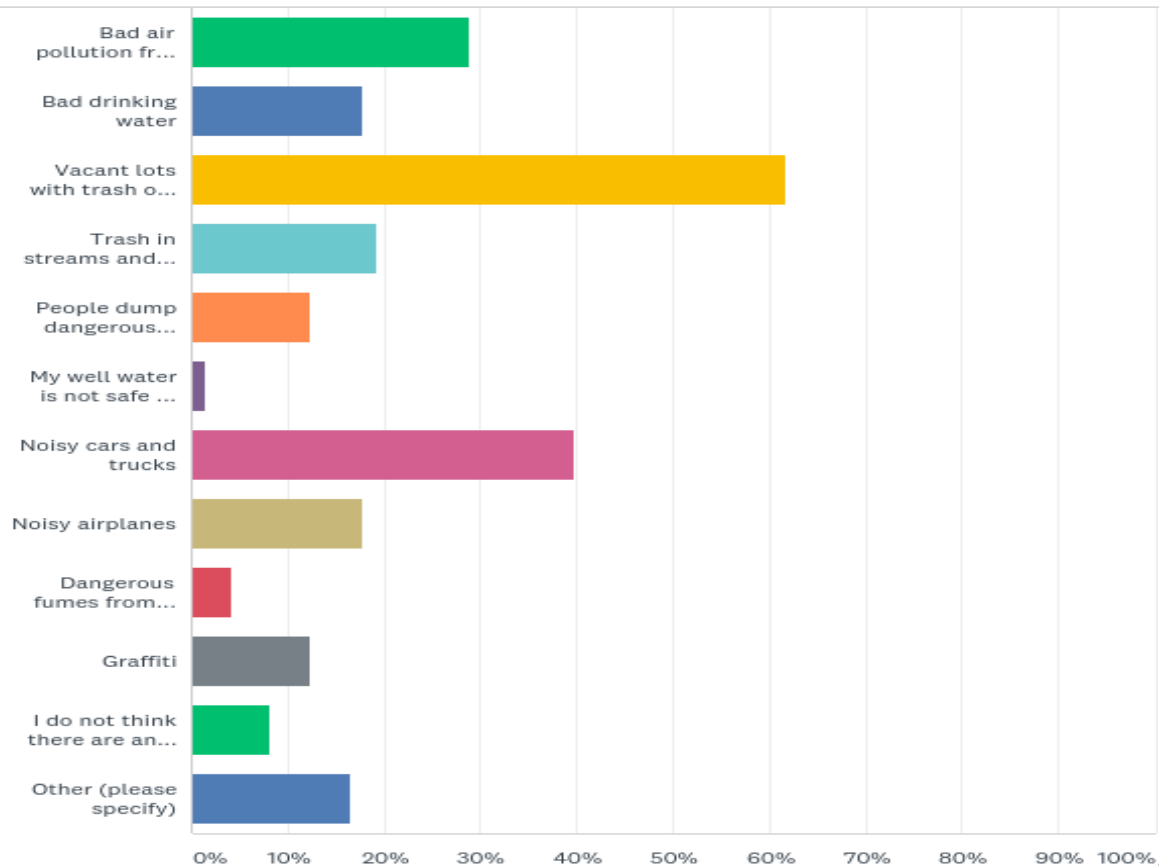
Q8: Physical Exercise: Choose up to three things that keep you from walking or bicycling as much as you would like.

Answered: 73 Skipped: 0

ANSWER CHOICES	RESPONSES	
Too few bike lanes	10.96%	8
Bike lanes or travel lanes on many streets are scary to use because of the high number and high speed of cars and trucks	31.51%	23
Bike facilities start and stop at random. Are not predictable or continuous	8.22%	6
Too few sidewalks or sidewalks are too narrow	17.81%	13
It's too hot and there are too few trees for shade	12.33%	9
Not enough places to go (grocery store, school, place to work), or they are too far away to walk or bicycle to	21.92%	16
I do not have a bike, or there are no places to get my bike fixed	8.22%	6
Not enough adequate bicycle parking in my community	4.11%	3
I don't feel safe from crime when I bike or walk	56.16%	41
I have to rely on my car to make multiple trips a day	16.44%	12
I don't want to walk more or bicycle more	5.48%	4
Other (please specify)	24.66%	18
Total Respondents: 73		

Q9: Pollution: Choose up to three pollution problems in your neighborhood.

Answered: 73 Skipped: 0



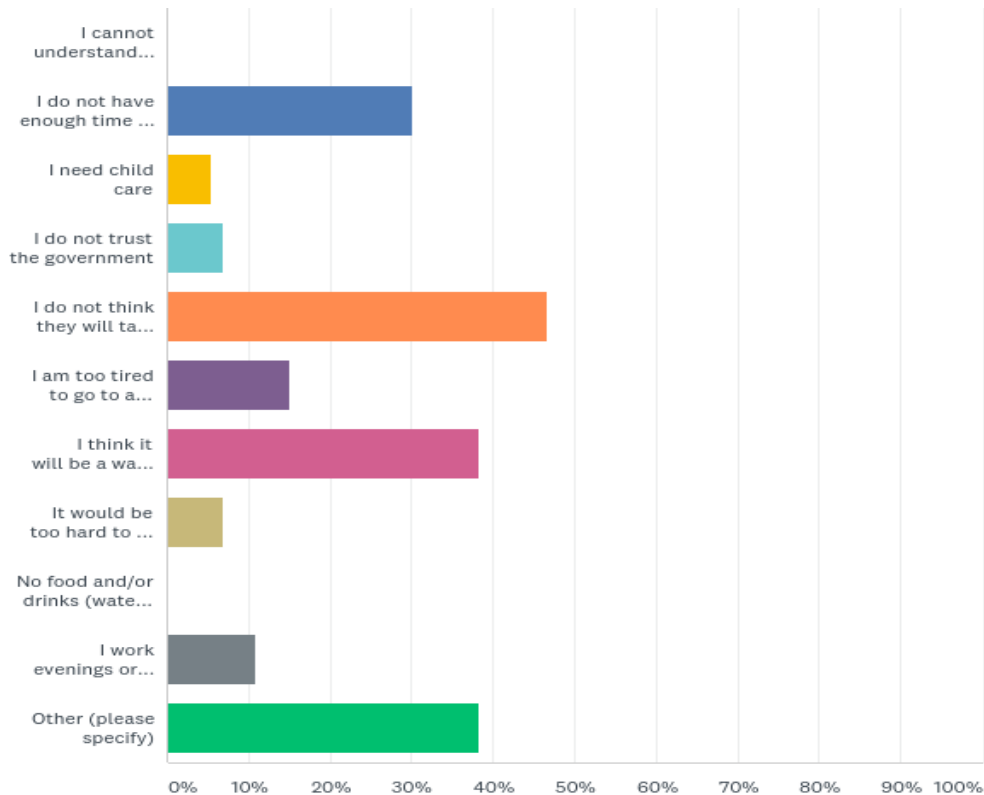
Q9: Pollution: Choose up to three pollution problems in your neighborhood.

Answered: 73 Skipped: 0

ANSWER CHOICES	RESPONSES	
Bad air pollution from cars and trucks	28.77%	21
Bad drinking water	17.81%	13
Vacant lots with trash or junk	61.64%	45
Trash in streams and rivers	19.18%	14
People dump dangerous chemicals	12.33%	9
My well water is not safe to drink	1.37%	1
Noisy cars and trucks	39.73%	29
Noisy airplanes	17.81%	13
Dangerous fumes from businesses, like auto paint shops and car repair shops	4.11%	3
Graffiti	12.33%	9
I do not think there are any pollution problems in my neighborhood	8.22%	6
Other (please specify)	16.44%	12
Total Respondents: 73		

Q10: Civic Engagement: Choose up to three things that prevent you from attending an evening public meeting to talk about the things that could make life better or worse in your neighborhood.

Answered: 73 Skipped: 0



Q10: Civic Engagement: Choose up to three things that prevent you from attending an evening public meeting to talk about the things that could make life better or worse in your neighborhood.

Answered: 73 Skipped: 0

ANSWER CHOICES	RESPONSES	
I cannot understand English	0.00%	0
I do not have enough time – too busy	30.14%	22
I need child care	5.48%	4
I do not trust the government	6.85%	5
I do not think they will take my opinions seriously	46.58%	34
I am too tired to go to a meeting after work	15.07%	11
I think it will be a waste of time	38.36%	28
It would be too hard to get to the meeting	6.85%	5
No food and/or drinks (water, juice, snacks) at meetings	0.00%	0
I work evenings or nights	10.96%	8
Other (please specify)	38.36%	28
Total Respondents: 73		