

Arden-Arcade Environmental Justice Public Outreach Survey

Monday, December 03, 2018

284

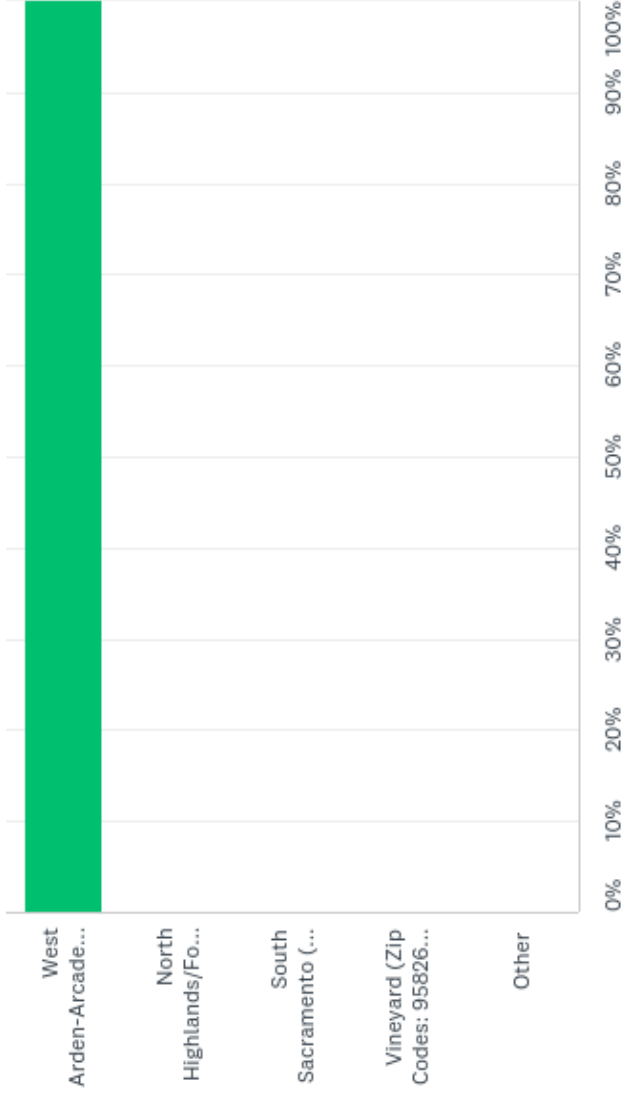
Total Responses

Date Created: Tuesday, August 07, 2018

Complete Responses: 284

Q1: Where do you live? Please place a check mark in the appropriate box.

Answered: 284 Skipped: 0



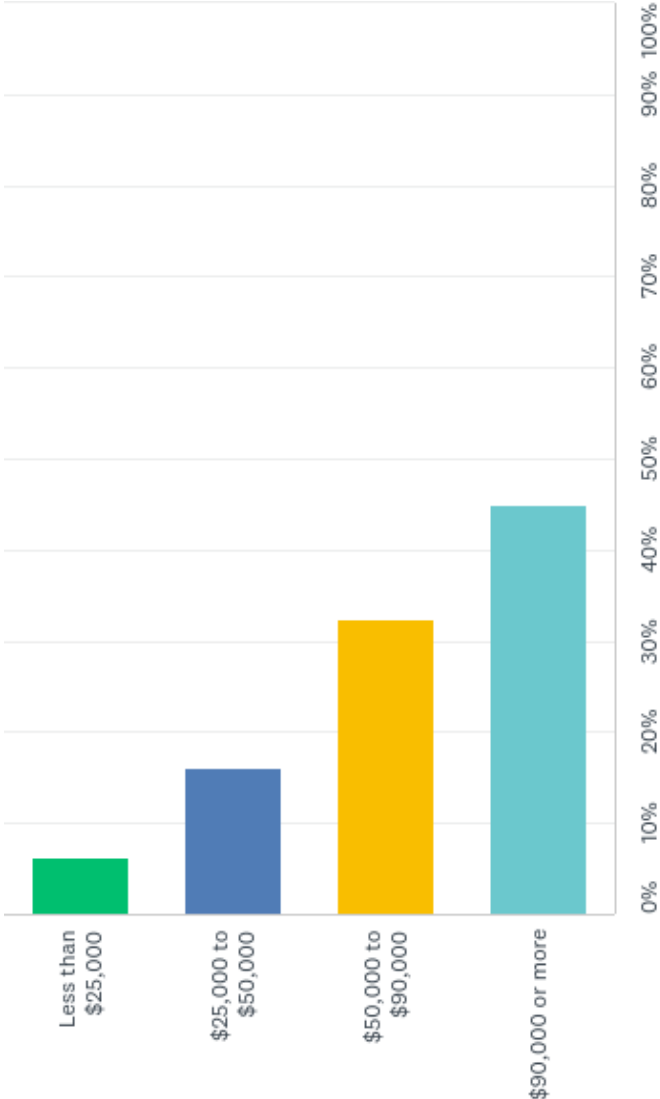
Q1: Where do you live? Please place a check mark in the appropriate box.

Answered: 284 Skipped: 0

ANSWER CHOICES	RESPONSES
West Arden-Arcade (Zip Codes: 95821, 95825, 95864)	100.00% 284
North Highlands/Foothill Farms (Zip Codes: 95652, 95660, 95841, 95842)	0.00% 0
South Sacramento (Zip Codes: 95820, 95823, 95824, 95828)	0.00% 0
Vineyard (Zip Codes: 95826, 95827, 95829, 95830)	0.00% 0
Other	0.00% 0
Total Respondents: 284	

Q3: What is your annual household income?

Answered: 284 Skipped: 0



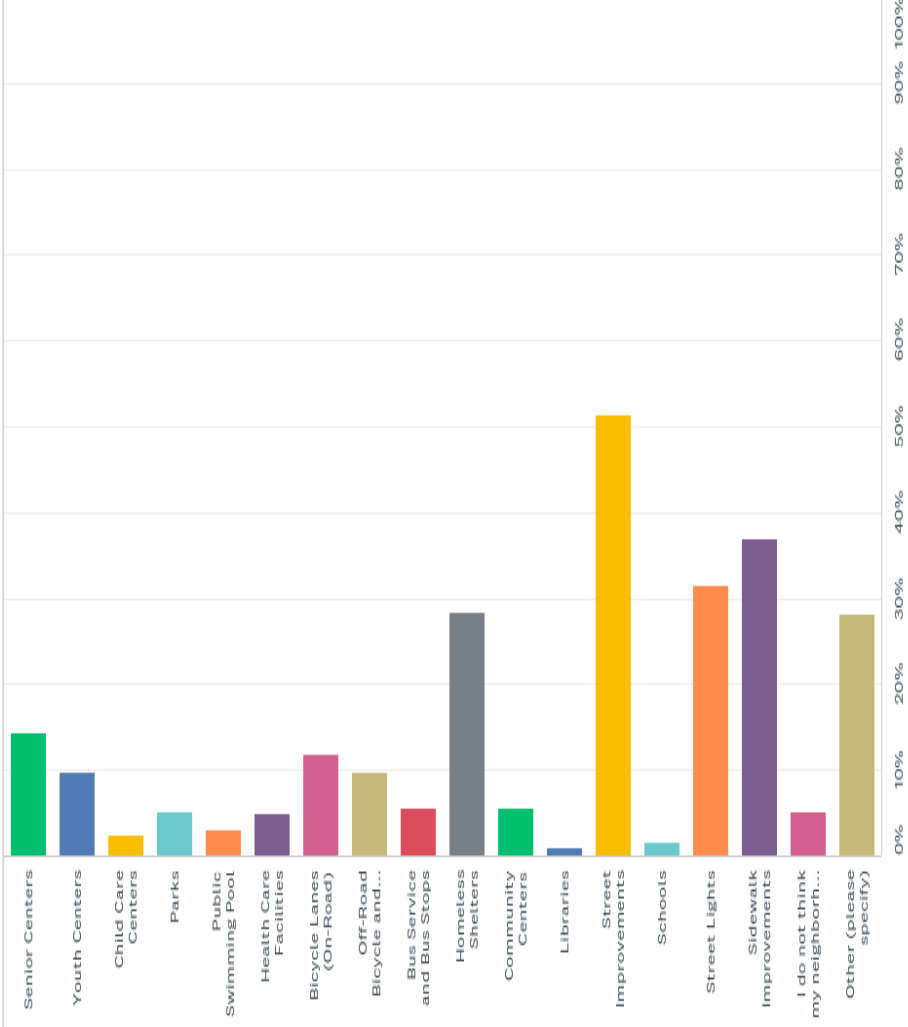
Q3: What is your annual household income?

Answered: 284 Skipped: 0

ANSWER CHOICES	RESPONSES
Less than \$25,000	6.34% 18
\$25,000 to \$50,000	16.20% 46
\$50,000 to \$90,000	32.39% 92
\$90,000 or more	45.07% 128
Total Respondents: 284	

Q4: Public Facilities: Choose the three things that are most needed in your neighborhood. Please rank them from 1 to 3 with 1 being the most needed.

Answered: 284 Skipped: 0



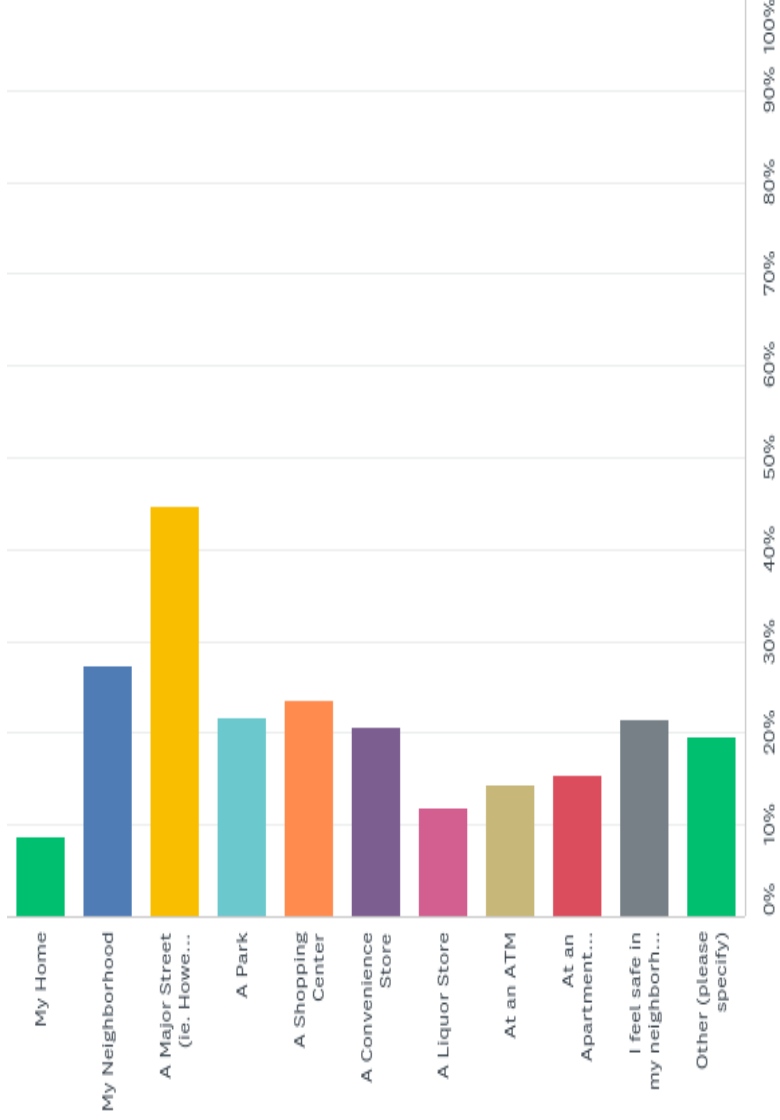
Q4: Public Facilities: Choose the three things that are most needed in your neighborhood. Please rank them from 1 to 3 with 1 being the most needed.

Answered: 284 Skipped: 0

ANSWER CHOICES	RESPONSES
Senior Centers	14.44% 41
Youth Centers	9.86% 28
Child Care Centers	2.46% 7
Parks	5.28% 15
Public Swimming Pool	3.17% 9
Health Care Facilities	4.93% 14
Bicycle Lanes (On-Road)	11.97% 34
Off-Road Bicycle and Walking Trails	9.86% 28
Bus Service and Bus Stops	5.63% 16
Homeless Shelters	28.52% 81
Community Centers	5.63% 16
Libraries	1.06% 3
Street Improvements	51.41% 146
Schools	1.76% 5
Street Lights	31.69% 90
Sidewalk Improvements	36.97% 105
I do not think my neighborhood needs any of these things	5.28% 15
Other (please specify)	28.17% 80
Total Respondents: 284	

Q5: Crime Prevention: Choose up to three areas in your neighborhood where you do not feel safe.

Answered: 284 Skipped: 0



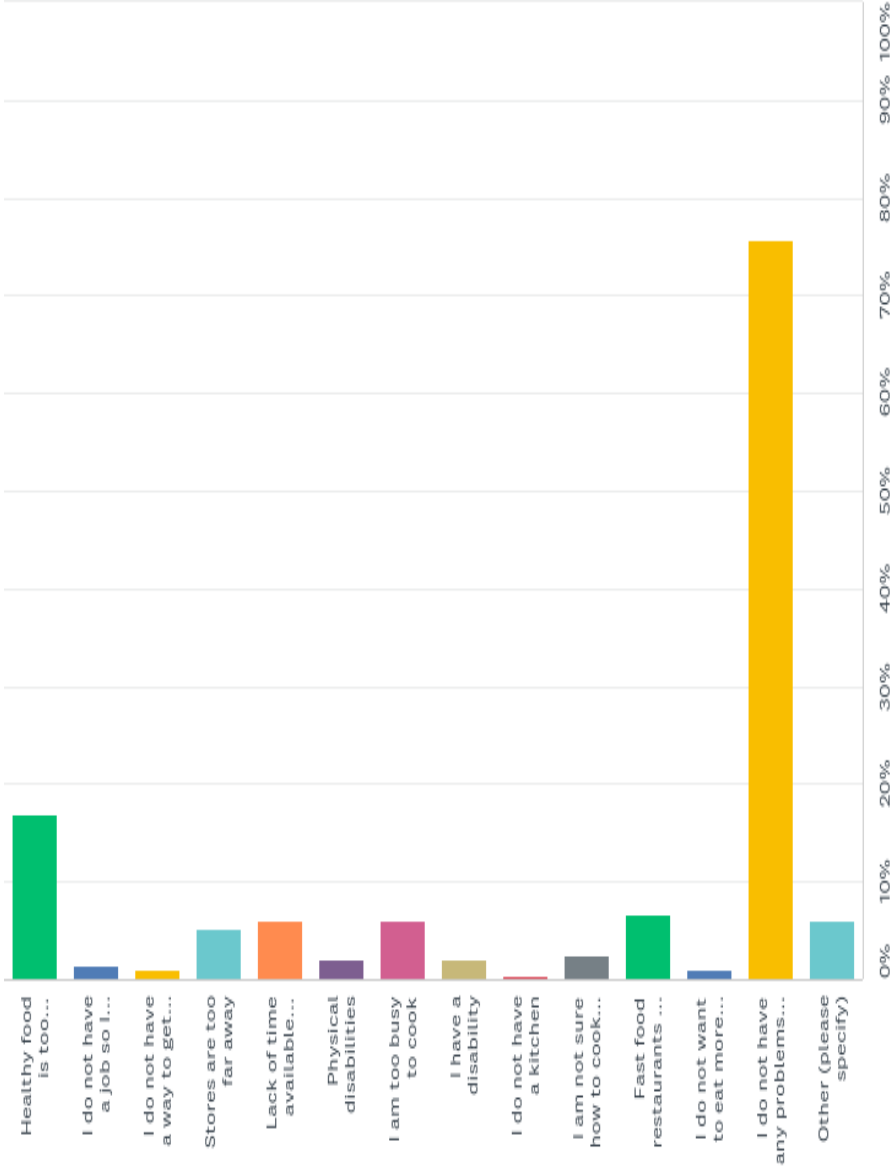
Q5: Crime Prevention: Choose up to three areas in your neighborhood where you do not feel safe.

Answered: 284 Skipped: 0

ANSWER CHOICES	RESPONSES
My Home	8.80% 25
My Neighborhood	27.46% 78
A Major Street (ie. Howe Avenue, Watt Avenue or Florin Road)	44.72% 127
A Park	21.83% 62
A Shopping Center	23.59% 67
A Convenience Store	20.77% 59
A Liquor Store	11.97% 34
At an ATM	14.44% 41
At an Apartment Building that is Not My Residence	15.49% 44
I feel safe in my neighborhood	21.48% 61
Other (please specify)	19.72% 56
Total Respondents: 284	

Q6: Healthy Food Access: Choose up to three things that prevent your family from getting fresh fruits and vegetables and other healthy food.

Answered: 284 Skipped: 0



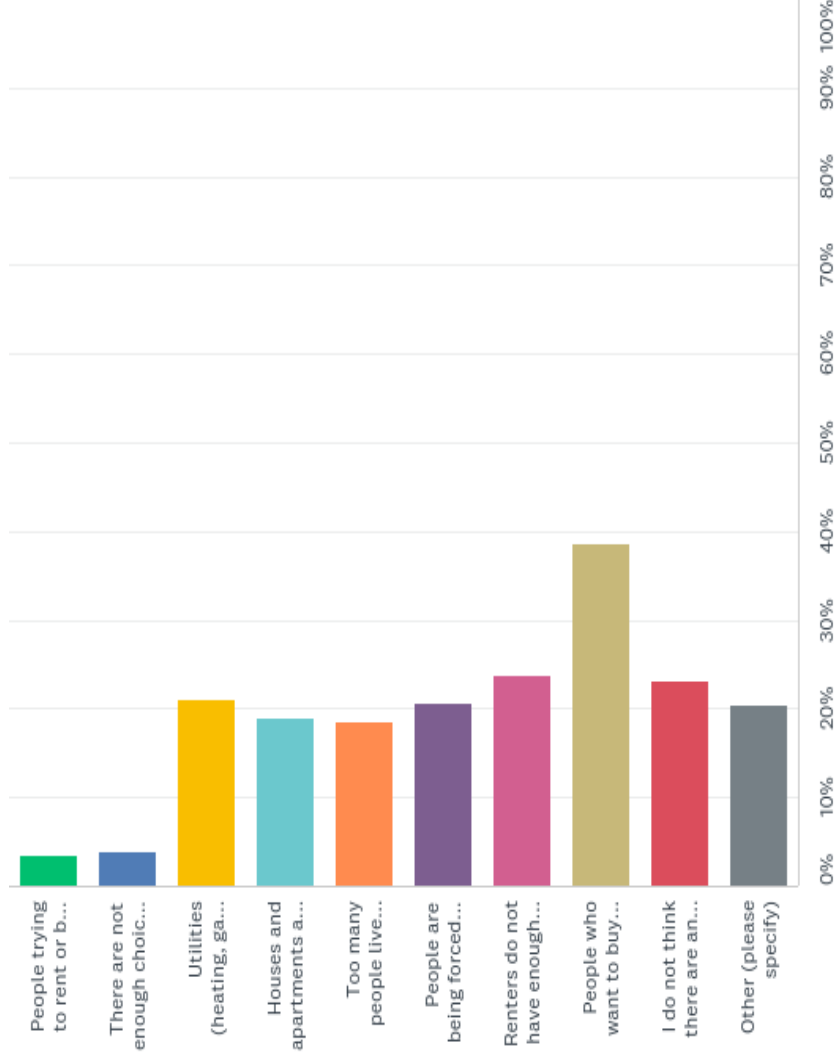
Q6: Healthy Food Access: Choose up to three things that prevent your family from getting fresh fruits and vegetables and other healthy food.

Answered: 284 Skipped: 0

ANSWER CHOICES	RESPONSES
Healthy food is too expensive	16.90% 48
I do not have a job so I cannot pay for healthy food	1.41% 4
I do not have a way to get to the store	1.06% 3
Stores are too far away	5.28% 15
Lack of time available (cooking preparation)	5.99% 17
Physical disabilities	2.11% 6
I am too busy to cook	5.99% 17
I have a disability	2.11% 6
I do not have a kitchen	0.35% 1
I am not sure how to cook fruits, vegetables and healthy meats	2.46% 7
Fast food restaurants are nearby	6.69% 19
I do not want to eat more healthy foods	1.06% 3
I do not have any problems that keep me from getting fresh fruits and vegetables and other healthy food	75.70% 215
Other (please specify)	5.99% 17
Total Respondents: 284	

Q7: Housing: Choose up to three housing problems that exist in your neighborhood.

Answered: 284 Skipped: 0



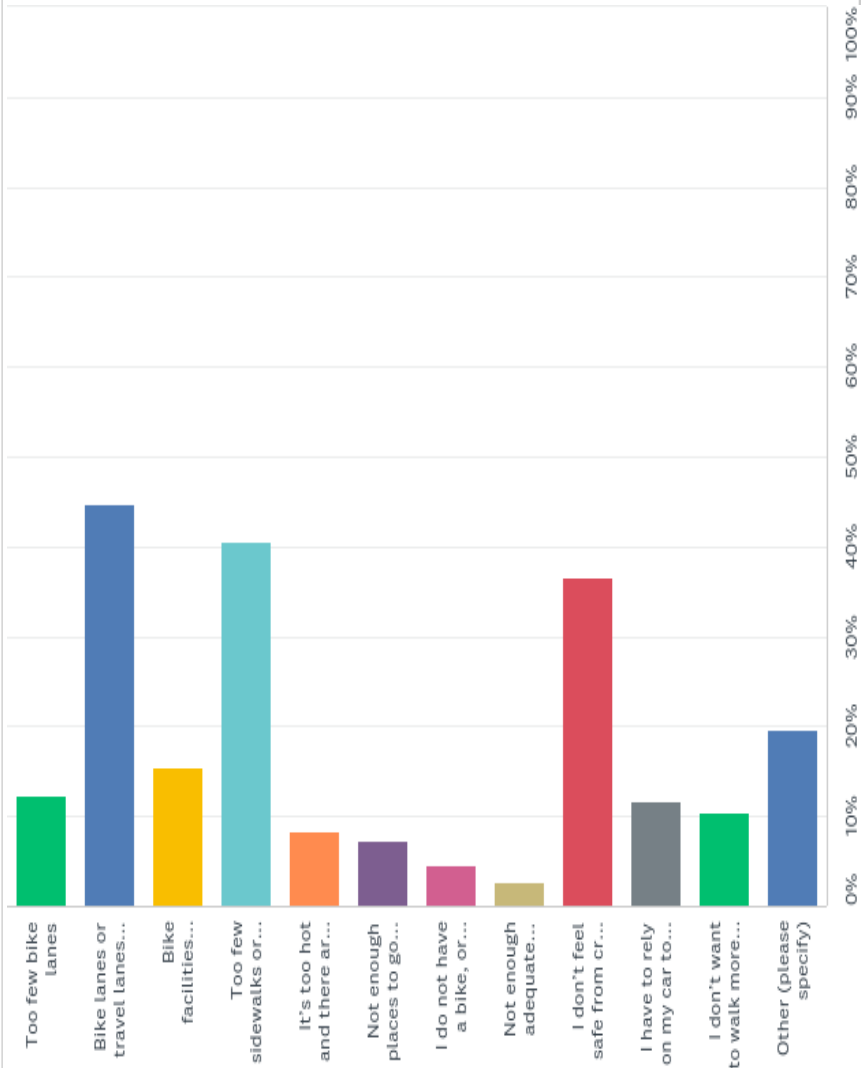
Q7: Housing: Choose up to three housing problems that exist in your neighborhood.

Answered: 284 Skipped: 0

ANSWER CHOICES	RESPONSES
People trying to rent or buy a home are discriminated against because of race, ethnicity, country of origin, gender, disability, being pregnant or having children, or age	3.52% 10
There are not enough choices of places to live for people with disabilities	3.87% 11
Utilities (heating, gas, etc.) are too expensive	21.13% 60
Houses and apartments are not comfortable, not safe, in poor condition, or too dangerous	19.01% 54
Too many people live together in one home because it is too expensive to rent or buy your own	18.66% 53
People are being forced out of their homes because it is too expensive	20.77% 59
Renters do not have enough money for things like food and clothes after paying expensive rents	23.94% 68
People who want to buy homes just cannot because it's too expensive	38.73% 110
I do not think there are any housing problems in my neighborhood	23.24% 66
Other (please specify)	20.42% 58
Total Respondents: 284	

Q8: Physical Exercise: Choose up to three things that keep you from walking or bicycling as much as you would like.

Answered: 284 Skipped: 0



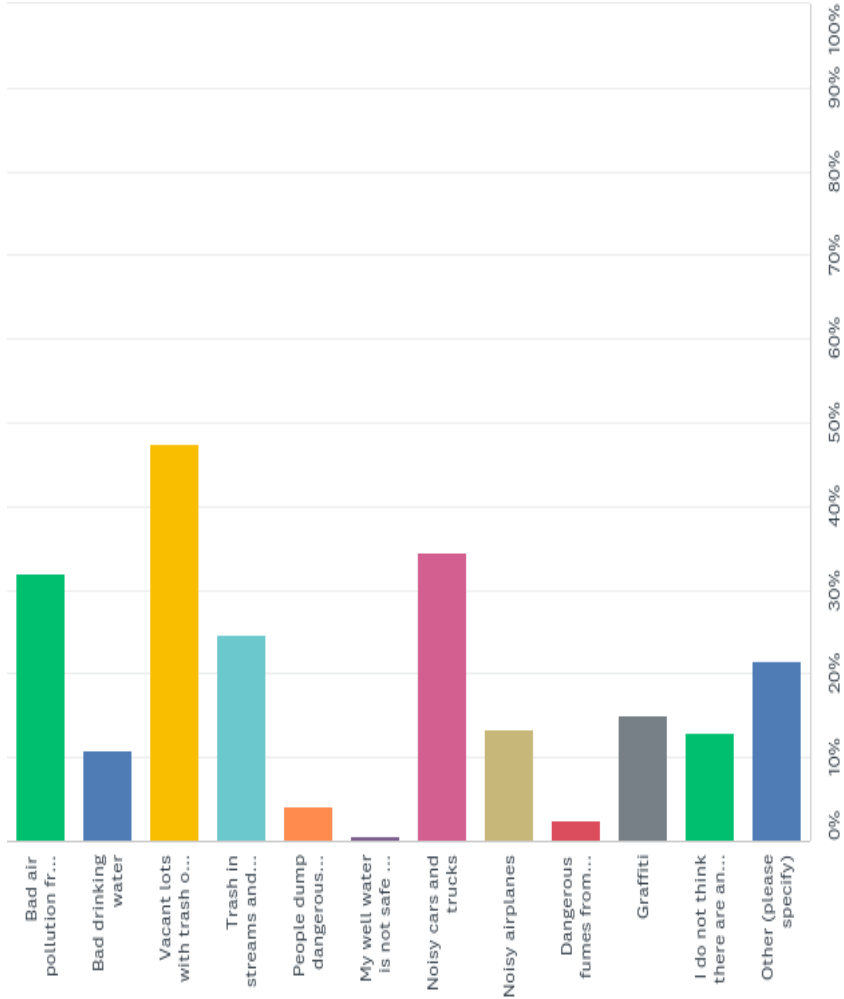
Q8: Physical Exercise: Choose up to three things that keep you from walking or bicycling as much as you would like.

Answered: 284 Skipped: 0

ANSWER CHOICES	RESPONSES
Too few bike lanes	12.32% 35
Bike lanes or travel lanes on many streets are scary to use because of the high number and high speed of cars and trucks	44.72% 127
Bike facilities start and stop at random. Are not predictable or continuous	15.49% 44
Too few sidewalks or sidewalks are too narrow	40.49% 115
It's too hot and there are too few trees for shade	8.45% 24
Not enough places to go (grocery store, school, place to work), or they are too far away to walk or bicycle to	7.39% 21
I do not have a bike, or there are no places to get my bike fixed	4.58% 13
Not enough adequate bicycle parking in my community	2.82% 8
I don't feel safe from crime when I bike or walk	36.62% 104
I have to rely on my car to make multiple trips a day	11.62% 33
I don't want to walk more or bicycle more	10.56% 30
Other (please specify)	19.72% 56
Total Respondents: 284	

Q9: Pollution: Choose up to three pollution problems in your neighborhood.

Answered: 284 Skipped: 0



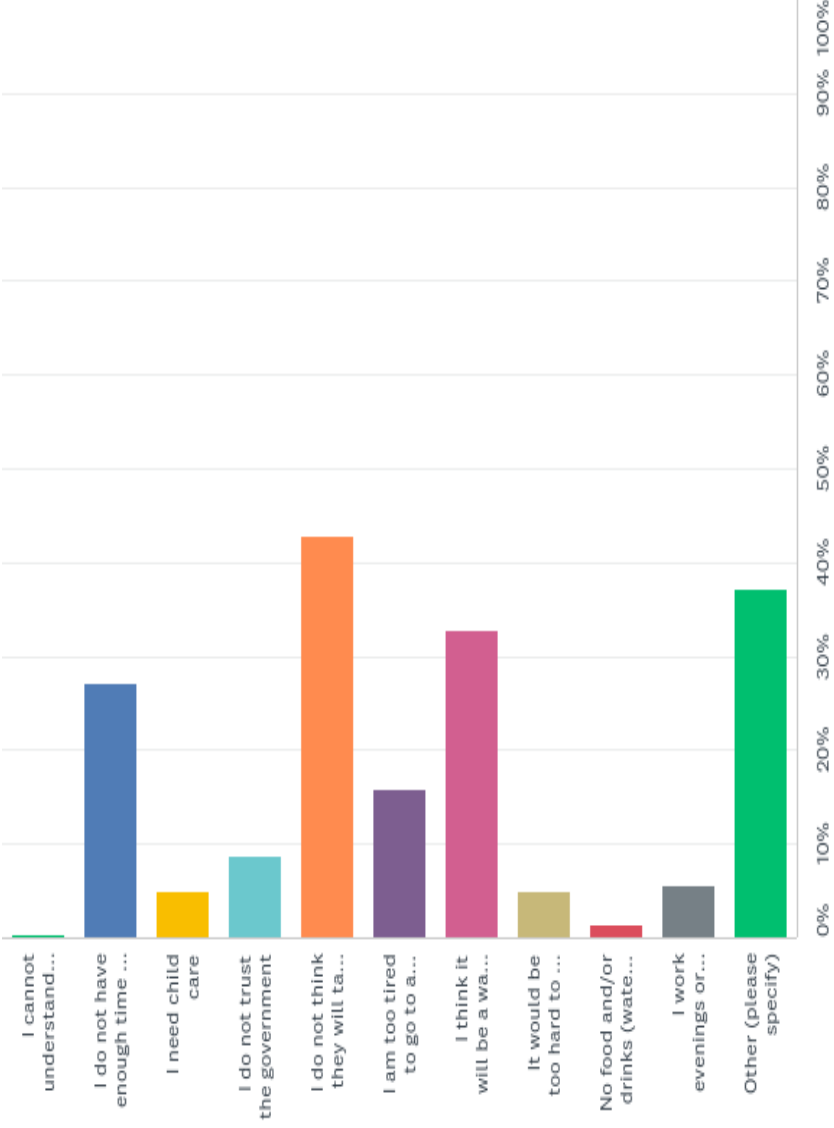
Q9: Pollution: Choose up to three pollution problems in your neighborhood.

Answered: 284 Skipped: 0

ANSWER CHOICES	RESPONSES
Bad air pollution from cars and trucks	32.04% 91
Bad drinking water	10.92% 31
Vacant lots with trash or junk	47.54% 135
Trash in streams and rivers	24.65% 70
People dump dangerous chemicals	4.23% 12
My well water is not safe to drink	0.70% 2
Noisy cars and trucks	34.51% 98
Noisy airplanes	13.38% 38
Dangerous fumes from businesses, like auto paint shops and car repair shops	2.46% 7
Graffiti	15.14% 43
I do not think there are any pollution problems in my neighborhood	13.03% 37
Other (please specify)	21.48% 61
Total Respondents: 284	

Q10: Civic Engagement: Choose up to three things that prevent you from attending an evening public meeting to talk about the things that could make life better or worse in your neighborhood.

Answered: 284 Skipped: 0



Q10: Civic Engagement: Choose up to three things that prevent you from attending an evening public meeting to talk about the things that could make life better or worse in your neighborhood.

Answered: 284 Skipped: 0

ANSWER CHOICES	RESPONSES
I cannot understand English	0.35% 1
I do not have enough time – too busy	27.11% 77
I need child care	4.93% 14
I do not trust the government	8.80% 25
I do not think they will take my opinions seriously	42.96% 122
I am too tired to go to a meeting after work	15.85% 45
I think it will be a waste of time	32.75% 93
It would be too hard to get to the meeting	4.93% 14
No food and/or drinks (water, juice, snacks) at meetings	1.41% 4
I work evenings or nights	5.63% 16
Other (please specify)	37.32% 106
Total Respondents: 284	

North Highlands/Foothill Farms
Environmental Justice Public
Outreach Survey

Monday, December 03, 2018

73

Total Responses

Date Created: Tuesday, August 07, 2018

Complete Responses: 73

Q1: Where do you live? Please place a check mark in the appropriate box.

Answered: 73 Skipped: 0



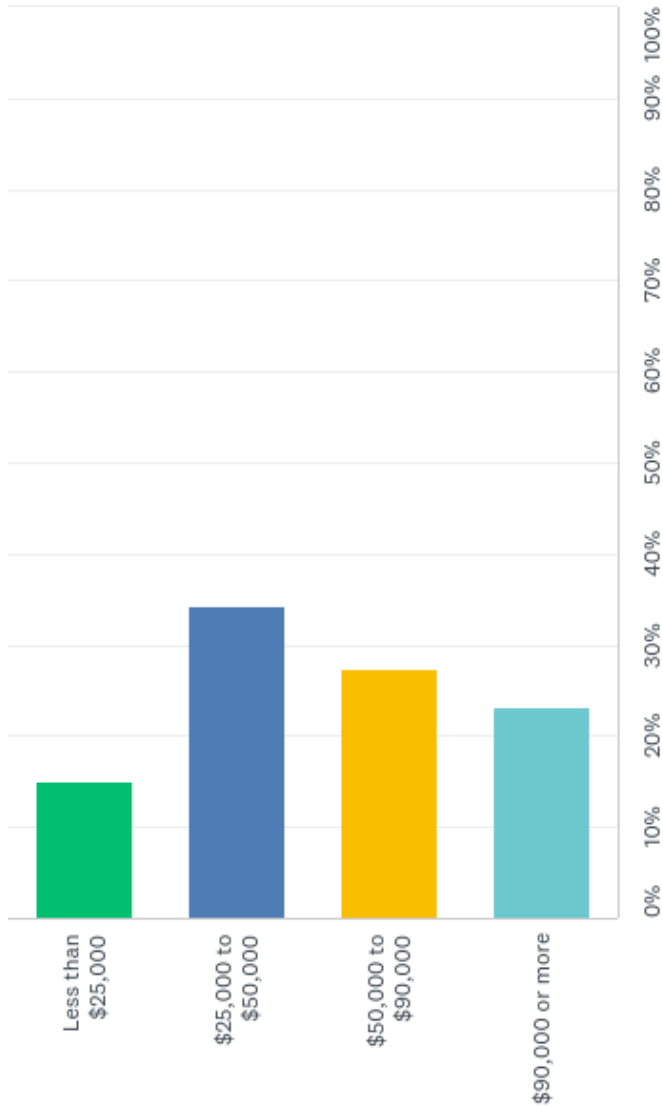
Q1: Where do you live? Please place a check mark in the appropriate box.

Answered: 73 Skipped: 0

ANSWER CHOICES	RESPONSES
West Arden-Arcade (Zip Codes: 95821, 95825, 95864)	0.00% 0
North Highlands/Foothill Farms (Zip Codes: 95652, 95660, 95841, 95842)	100.00% 73
South Sacramento (Zip Codes: 95820, 95823, 95824, 95828)	0.00% 0
Vineyard (Zip Codes: 95826, 95827, 95829, 95830)	0.00% 0
Other	0.00% 0
Total Respondents: 73	

Q3: What is your annual household income?

Answered: 73 Skipped: 0



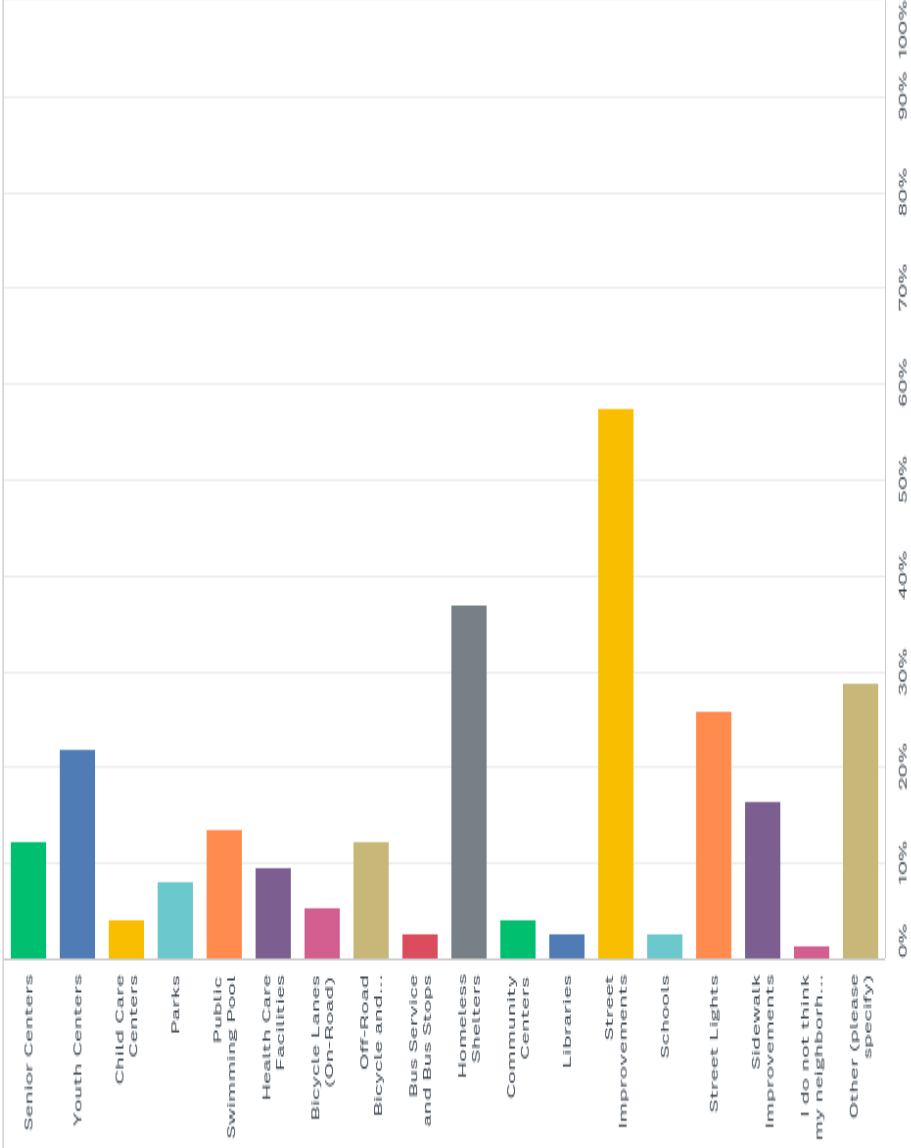
Q3: What is your annual household income?

Answered: 73 Skipped: 0

ANSWER CHOICES	RESPONSES
Less than \$25,000	11 15.07%
\$25,000 to \$50,000	25 34.25%
\$50,000 to \$90,000	20 27.40%
\$90,000 or more	17 23.29%
Total Respondents: 73	

Q4: Public Facilities: Choose the three things that are most needed in your neighborhood. Please rank them from 1 to 3 with 1 being the most needed.

Answered: 73 Skipped: 0



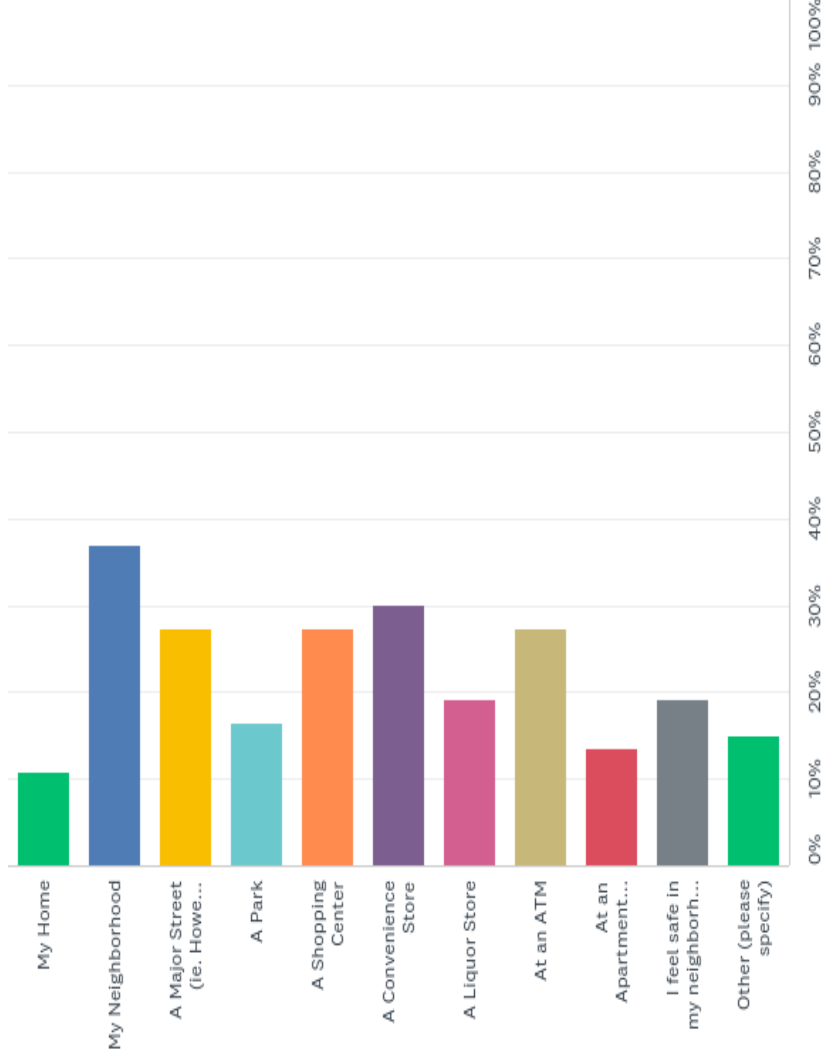
Q4: Public Facilities: Choose the three things that are most needed in your neighborhood. Please rank them from 1 to 3 with 1 being the most needed.

Answered: 73 Skipped: 0

ANSWER CHOICES	RESPONSES
Senior Centers	12.33% 9
Youth Centers	21.92% 16
Child Care Centers	4.11% 3
Parks	8.22% 6
Public Swimming Pool	13.70% 10
Health Care Facilities	9.59% 7
Bicycle Lanes (On-Road)	5.48% 4
Off-Road Bicycle and Walking Trails	12.33% 9
Bus Service and Bus Stops	2.74% 2
Homeless Shelters	36.99% 27
Community Centers	4.11% 3
Libraries	2.74% 2
Street Improvements	57.53% 42
Schools	2.74% 2
Street Lights	26.03% 19
Sidewalk Improvements	16.44% 12
I do not think my neighborhood needs any of these things	1.37% 1
Other (please specify)	28.77% 21
Total Respondents:	73

Q5: Crime Prevention: Choose up to three areas in your neighborhood where you do not feel safe.

Answered: 73 Skipped: 0



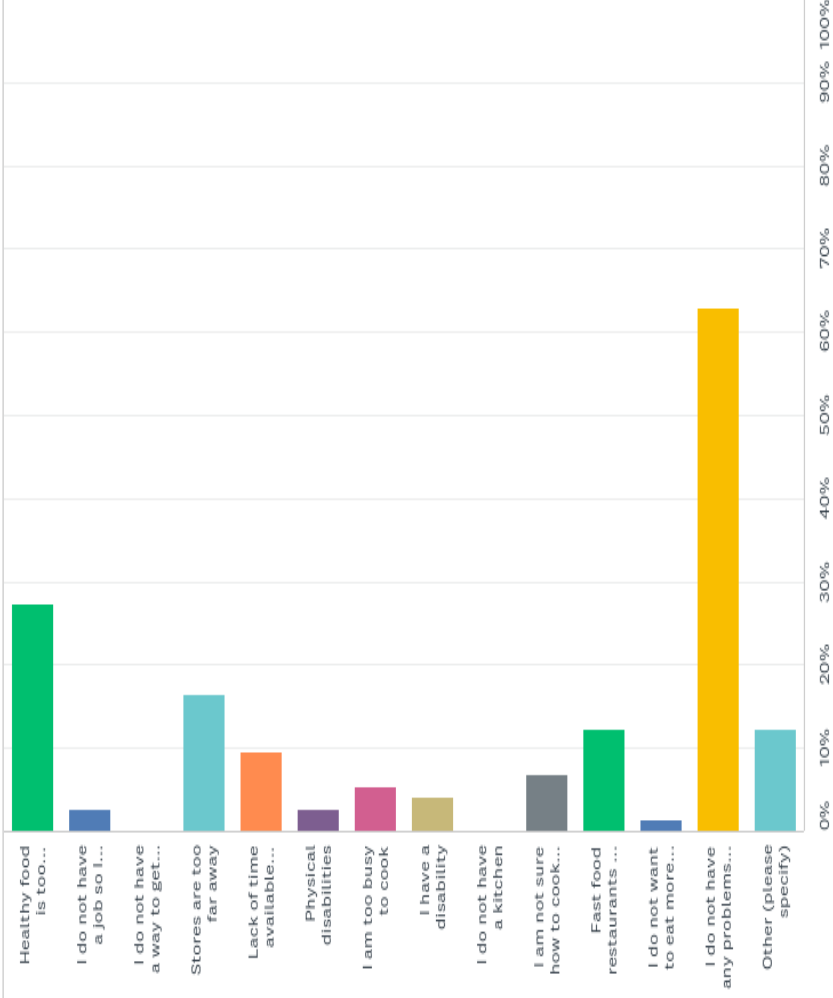
Q5: Crime Prevention: Choose up to three areas in your neighborhood where you do not feel safe.

Answered: 73 Skipped: 0

ANSWER CHOICES	RESPONSES
My Home	10.96% 8
My Neighborhood	36.99% 27
A Major Street (ie. Howe Avenue, Watt Avenue or Florin Road)	27.40% 20
A Park	16.44% 12
A Shopping Center	27.40% 20
A Convenience Store	30.14% 22
A Liquor Store	19.18% 14
At an ATM	27.40% 20
At an Apartment Building that is Not My Residence	13.70% 10
I feel safe in my neighborhood	19.18% 14
Other (please specify)	15.07% 11
Total Respondents: 73	

Q6: Healthy Food Access: Choose up to three things that prevent your family from getting fresh fruits and vegetables and other healthy food.

Answered: 73 Skipped: 0



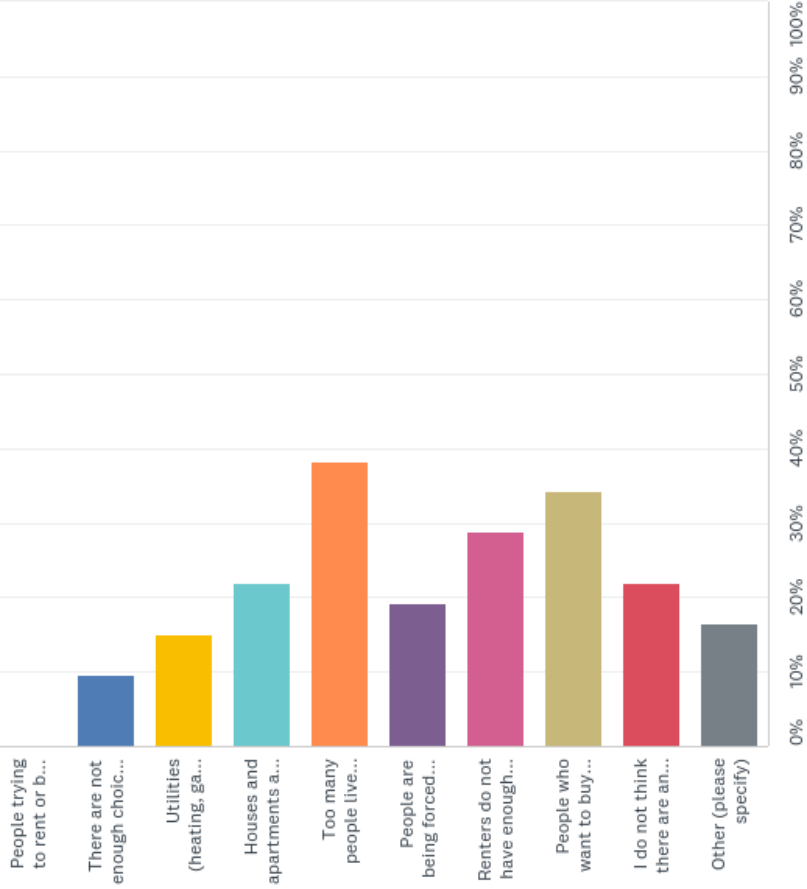
Q6: Healthy Food Access: Choose up to three things that prevent your family from getting fresh fruits and vegetables and other healthy food.

Answered: 73 Skipped: 0

ANSWER CHOICES	RESPONSES
Healthy food is too expensive	27.40% 20
I do not have a job so I cannot pay for healthy food	2.74% 2
I do not have a way to get to the store	0.00% 0
Stores are too far away	16.44% 12
Lack of time available (cooking preparation)	9.59% 7
Physical disabilities	2.74% 2
I am too busy to cook	5.48% 4
I have a disability	4.11% 3
I do not have a kitchen	0.00% 0
I am not sure how to cook fruits, vegetables and healthy meats	6.85% 5
Fast food restaurants are nearby	12.33% 9
I do not want to eat more healthy foods	1.37% 1
I do not have any problems that keep me from getting fresh fruits and vegetables and other healthy food	63.01% 46
Other (please specify)	12.33% 9
Total Respondents: 73	

Q7: Housing: Choose up to three housing problems that exist in your neighborhood.

Answered: 73 Skipped: 0



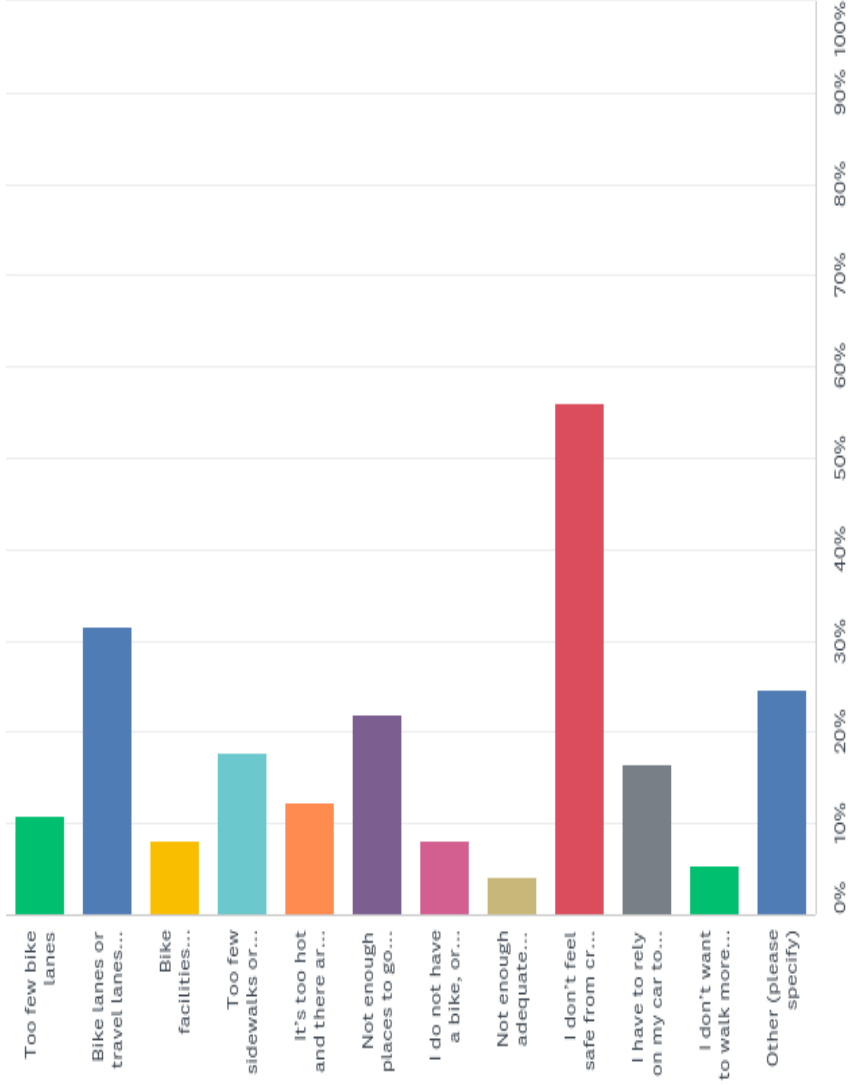
Q7: Housing: Choose up to three housing problems that exist in your neighborhood.

Answered: 73 Skipped: 0

ANSWER CHOICES	RESPONSES
People trying to rent or buy a home are discriminated against because of race, ethnicity, country of origin, gender, disability, being pregnant or having children, or age	0.00% 0
There are not enough choices of places to live for people with disabilities	9.59% 7
Utilities (heating, gas, etc.) are too expensive	15.07% 11
Houses and apartments are not comfortable, not safe, in poor condition, or too dangerous	21.92% 16
Too many people live together in one home because it is too expensive to rent or buy your own	38.36% 28
People are being forced out of their homes because it is too expensive	19.18% 14
Renters do not have enough money for things like food and clothes after paying expensive rents	28.77% 21
People who want to buy homes just cannot because it's too expensive	34.25% 25
I do not think there are any housing problems in my neighborhood	21.92% 16
Other (please specify)	16.44% 12
Total Respondents: 73	

Q8: Physical Exercise: Choose up to three things that keep you from walking or bicycling as much as you would like.

Answered: 73 Skipped: 0



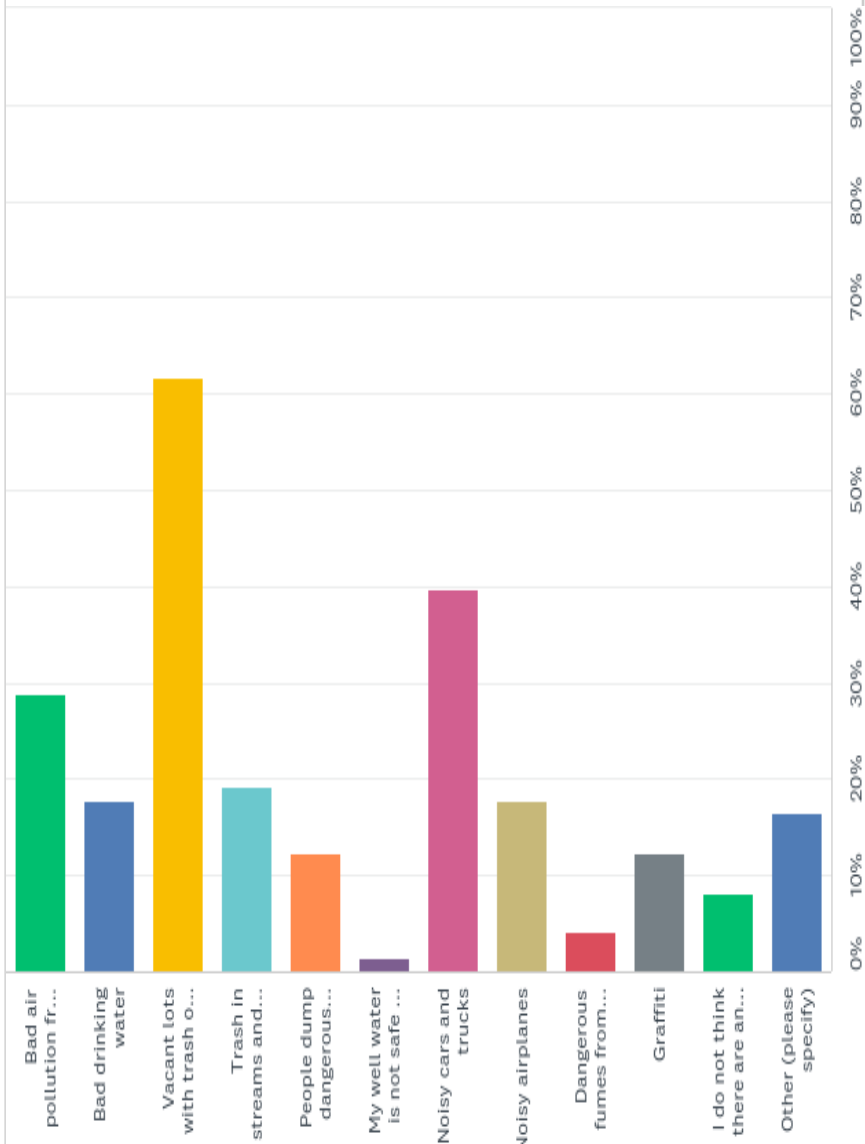
Q8: Physical Exercise: Choose up to three things that keep you from walking or bicycling as much as you would like.

Answered: 73 Skipped: 0

ANSWER CHOICES	RESPONSES
Too few bike lanes	10.96% 8
Bike lanes or travel lanes on many streets are scary to use because of the high number and high speed of cars and trucks	31.51% 23
Bike facilities start and stop at random. Are not predictable or continuous	8.22% 6
Too few sidewalks or sidewalks are too narrow	17.81% 13
It's too hot and there are too few trees for shade	12.33% 9
Not enough places to go (grocery store, school, place to work), or they are too far away to walk or bicycle to	21.92% 16
I do not have a bike, or there are no places to get my bike fixed	8.22% 6
Not enough adequate bicycle parking in my community	4.11% 3
I don't feel safe from crime when I bike or walk	56.16% 41
I have to rely on my car to make multiple trips a day	16.44% 12
I don't want to walk more or bicycle more	5.48% 4
Other (please specify)	24.66% 18
Total Respondents: 73	

Q9: Pollution: Choose up to three pollution problems in your neighborhood.

Answered: 73 Skipped: 0



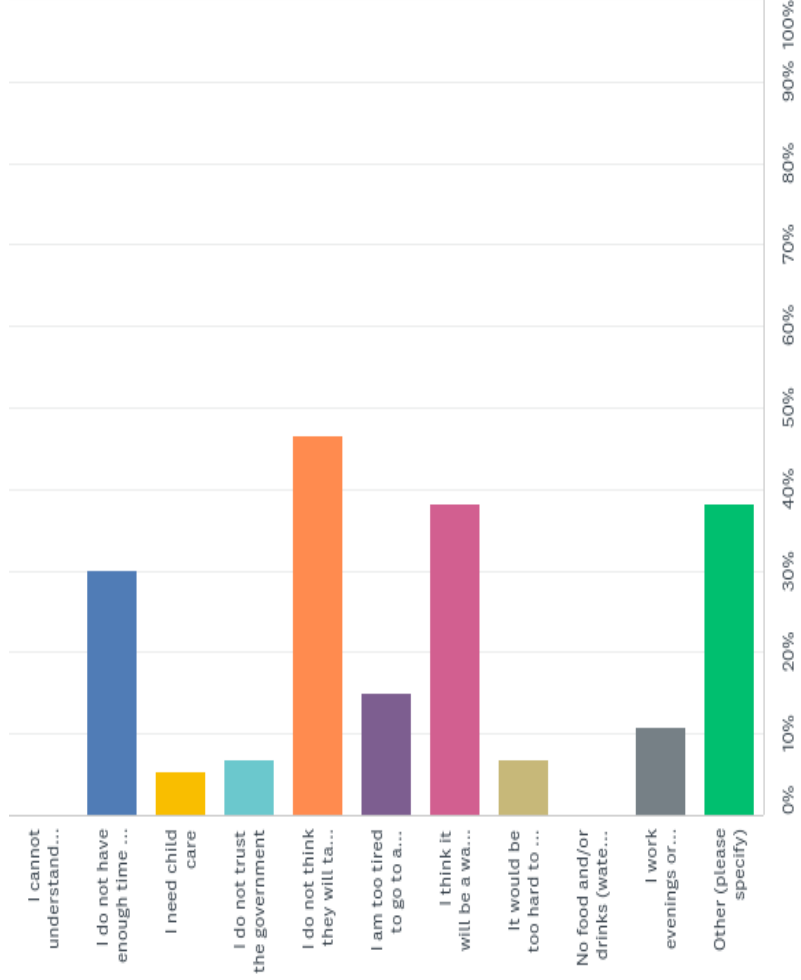
Q9: Pollution: Choose up to three pollution problems in your neighborhood.

Answered: 73 Skipped: 0

ANSWER CHOICES	RESPONSES
Bad air pollution from cars and trucks	28.77% 21
Bad drinking water	17.81% 13
Vacant lots with trash or junk	61.64% 45
Trash in streams and rivers	19.18% 14
People dump dangerous chemicals	12.33% 9
My well water is not safe to drink	1.37% 1
Noisy cars and trucks	39.73% 29
Noisy airplanes	17.81% 13
Dangerous fumes from businesses, like auto paint shops and car repair shops	4.11% 3
Graffiti	12.33% 9
I do not think there are any pollution problems in my neighborhood	8.22% 6
Other (please specify)	16.44% 12
Total Respondents: 73	

Q10: Civic Engagement: Choose up to three things that prevent you from attending an evening public meeting to talk about the things that could make life better or worse in your neighborhood.

Answered: 73 Skipped: 0



Q10: Civic Engagement: Choose up to three things that prevent you from attending an evening public meeting to talk about the things that could make life better or worse in your neighborhood.

Answered: 73 Skipped: 0

ANSWER CHOICES	RESPONSES
I cannot understand English	0.00% 0
I do not have enough time -- too busy	30.14% 22
I need child care	5.48% 4
I do not trust the government	6.85% 5
I do not think they will take my opinions seriously	46.58% 34
I am too tired to go to a meeting after work	15.07% 11
I think it will be a waste of time	38.36% 28
It would be too hard to get to the meeting	6.85% 5
No food and/or drinks (water, juice, snacks) at meetings	0.00% 0
I work evenings or nights	10.96% 8
Other (please specify)	38.36% 28
Total Respondents: 73	

**South Sacramento
Environmental Justice Public
Outreach Survey**

Tuesday, December 04, 2018

67


Total Responses

Date Created: Tuesday, August 07, 2018

Complete Responses: 67

Q1: Where do you live? Please place a check mark in the appropriate box.

Answered: 67 Skipped: 0



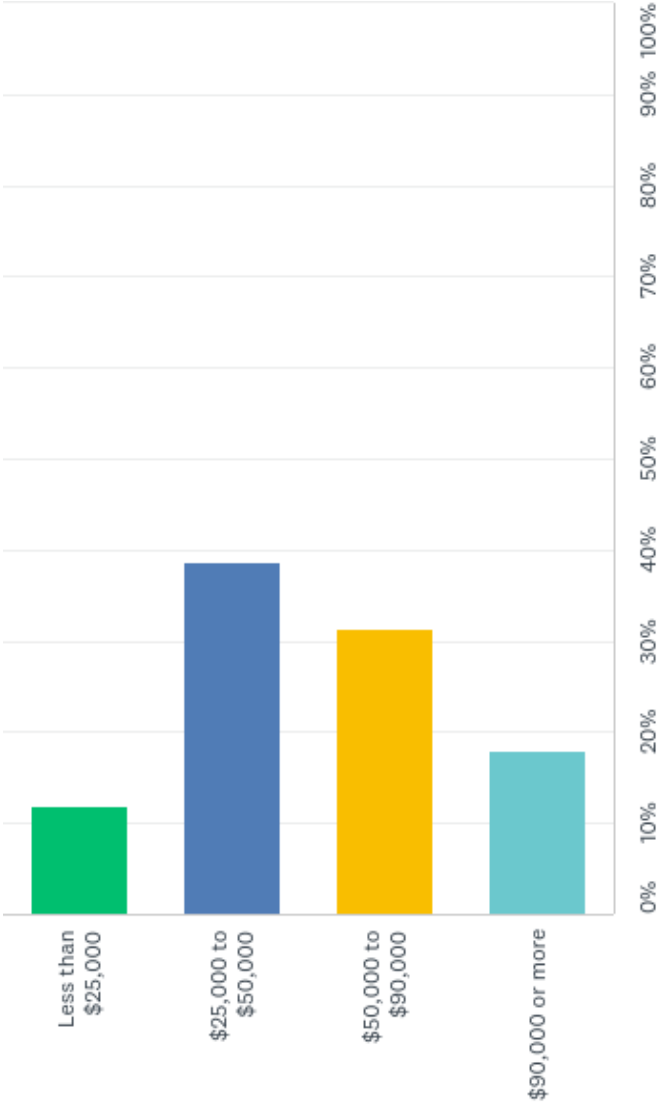
Q1: Where do you live? Please place a check mark in the appropriate box.

Answered: 67 Skipped: 0

ANSWER CHOICES	RESPONSES
West Arden-Arcade (Zip Codes: 95821, 95825, 95864)	0.00% 0
North Highlands/Foothill Farms (Zip Codes: 95652, 95660, 95841, 95842)	0.00% 0
South Sacramento (Zip Codes: 95820, 95823, 95824, 95828)	100.00% 67
Vineyard (Zip Codes: 95826, 95827, 95829, 95830)	1.49% 1
Other	0.00% 0
Total Respondents: 67	

Q3: What is your annual household income?

Answered: 67 Skipped: 0



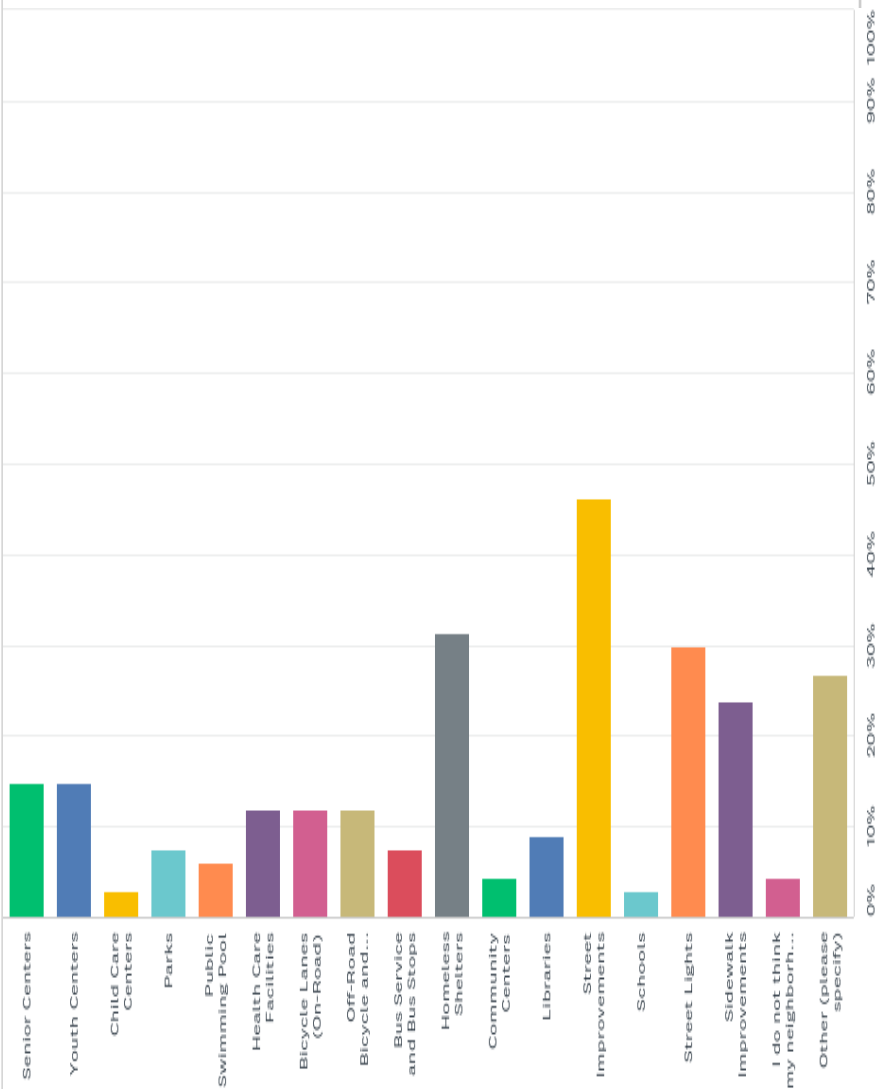
Q3: What is your annual household income?

Answered: 67 Skipped: 0

ANSWER CHOICES	RESPONSES
Less than \$25,000	11.94% 8
\$25,000 to \$50,000	38.81% 26
\$50,000 to \$90,000	31.34% 21
\$90,000 or more	17.91% 12
Total Respondents: 67	

Q4: Public Facilities: Choose the three things that are most needed in your neighborhood. Please rank them from 1 to 3 with 1 being the most needed.

Answered: 67 Skipped: 0

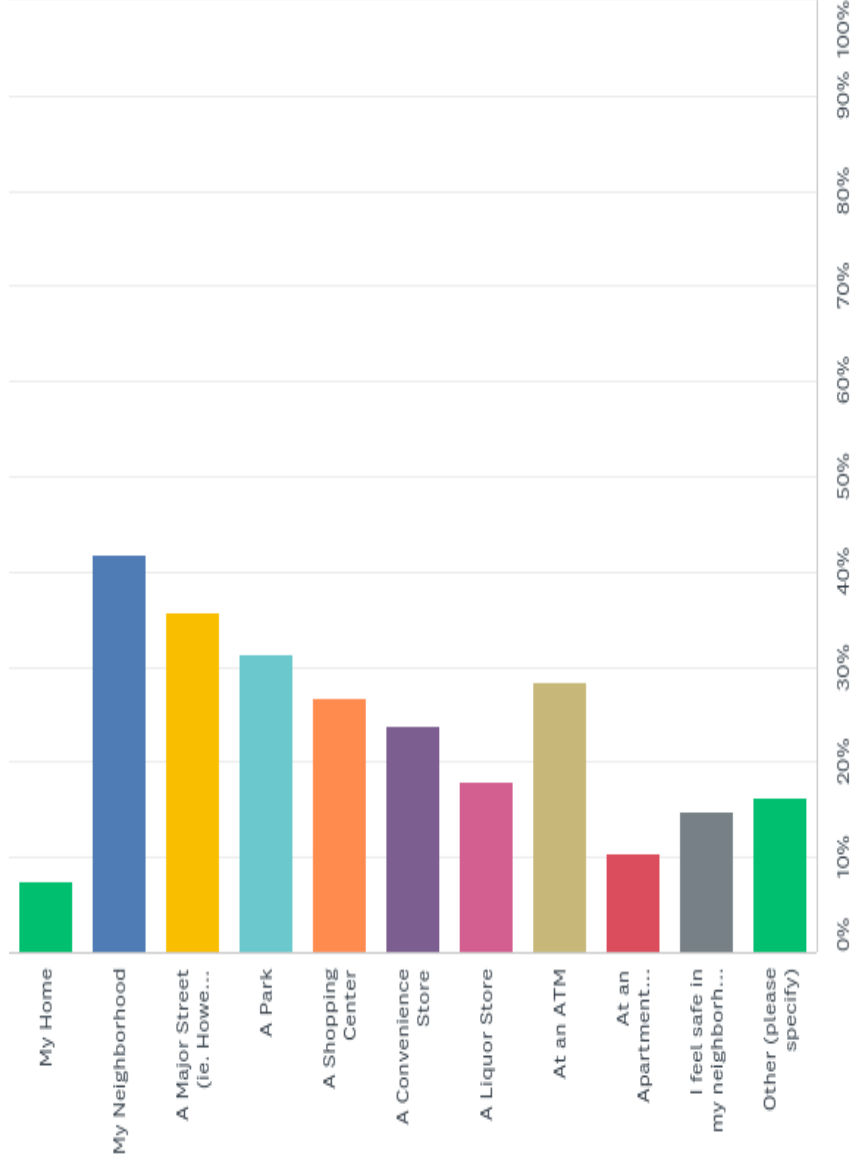


Q4: Public Facilities: Choose the three things that are most needed in your neighborhood. Please rank them from 1 to 3 with 1 being the most needed.

ANSWERED	ANSWER CHOICES	RESPONSES
67	Senior Centers	10
Skipped: 0	Youth Centers	10
	Child Care Centers	2
	Parks	5
	Public Swimming Pool	4
	Health Care Facilities	8
	Bicycle Lanes (On-Road)	8
	Off-Road Bicycle and Walking Trails	8
	Bus Service and Bus Stops	5
	Homeless Shelters	21
	Community Centers	3
	Libraries	6
	Street Improvements	31
	Schools	2
	Street Lights	20
	Sidewalk Improvements	16
	I do not think my neighborhood needs any of these things	3
	Other (please specify)	18
Total Respondents: 67		

Q5: Crime Prevention: Choose up to three areas in your neighborhood where you do not feel safe.

Answered: 67 Skipped: 0



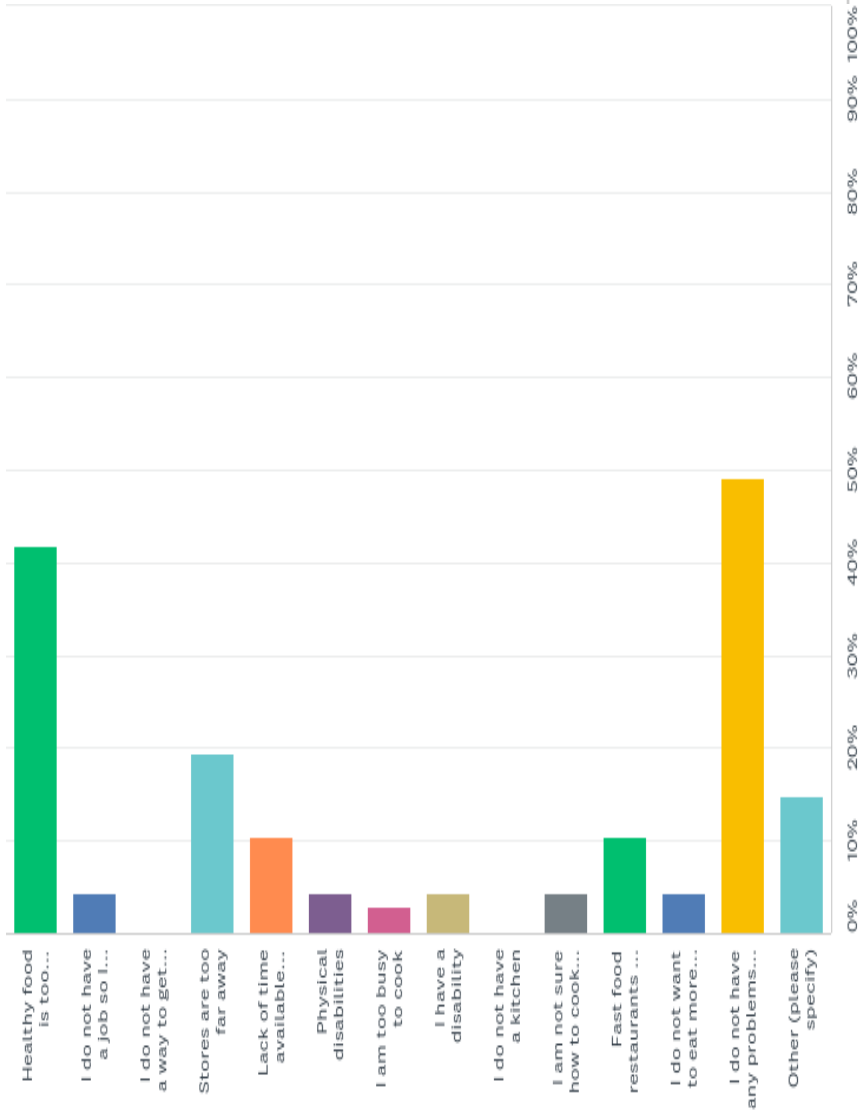
Q5: Crime Prevention: Choose up to three areas in your neighborhood where you do not feel safe.

Answered: 67 Skipped: 0

ANSWER CHOICES	RESPONSES
My Home	7.46% 5
My Neighborhood	41.79% 28
A Major Street (ie. Howe Avenue, Watt Avenue or Florin Road)	35.82% 24
A Park	31.34% 21
A Shopping Center	26.87% 18
A Convenience Store	23.88% 16
A Liquor Store	17.91% 12
At an ATM	28.36% 19
At an Apartment Building that is Not My Residence	10.45% 7
I feel safe in my neighborhood	14.93% 10
Other (please specify)	16.42% 11
Total Respondents: 67	

Q6: Healthy Food Access: Choose up to three things that prevent your family from getting fresh fruits and vegetables and other healthy food.

Answered: 67 Skipped: 0



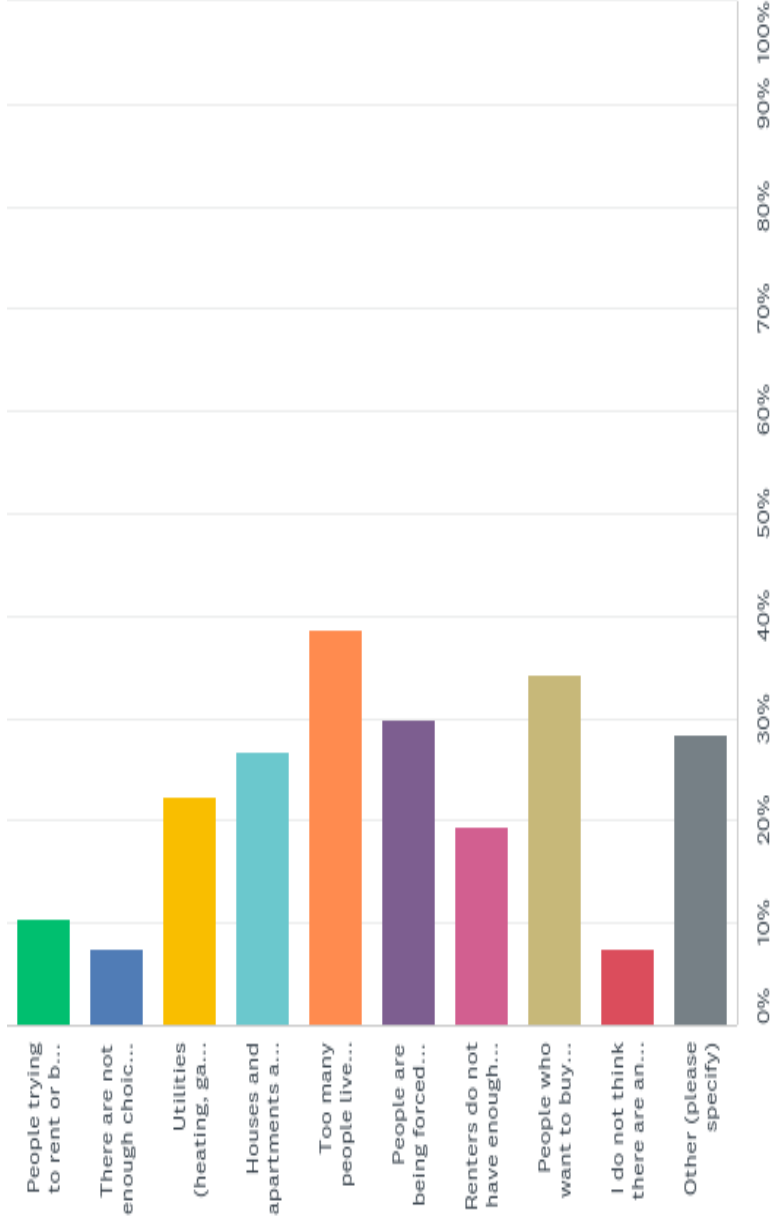
Q6: Healthy Food Access: Choose up to three things that prevent your family from getting fresh fruits and vegetables and other healthy food.

Answered: 67 Skipped: 0

ANSWER CHOICES	RESPONSES
Healthy food is too expensive	41.79% 28
I do not have a job so I cannot pay for healthy food	4.48% 3
I do not have a way to get to the store	0.00% 0
Stores are too far away	19.40% 13
Lack of time available (cooking preparation)	10.45% 7
Physical disabilities	4.48% 3
I am too busy to cook	2.99% 2
I have a disability	4.48% 3
I do not have a kitchen	0.00% 0
I am not sure how to cook fruits, vegetables and healthy meats	4.48% 3
Fast food restaurants are nearby	10.45% 7
I do not want to eat more healthy foods	4.48% 3
I do not have any problems that keep me from getting fresh fruits and vegetables and other healthy food	49.25% 33
Other (please specify)	14.93% 10
Total Respondents: 67	

Q7: Housing: Choose up to three housing problems that exist in your neighborhood.

Answered: 67 Skipped: 0



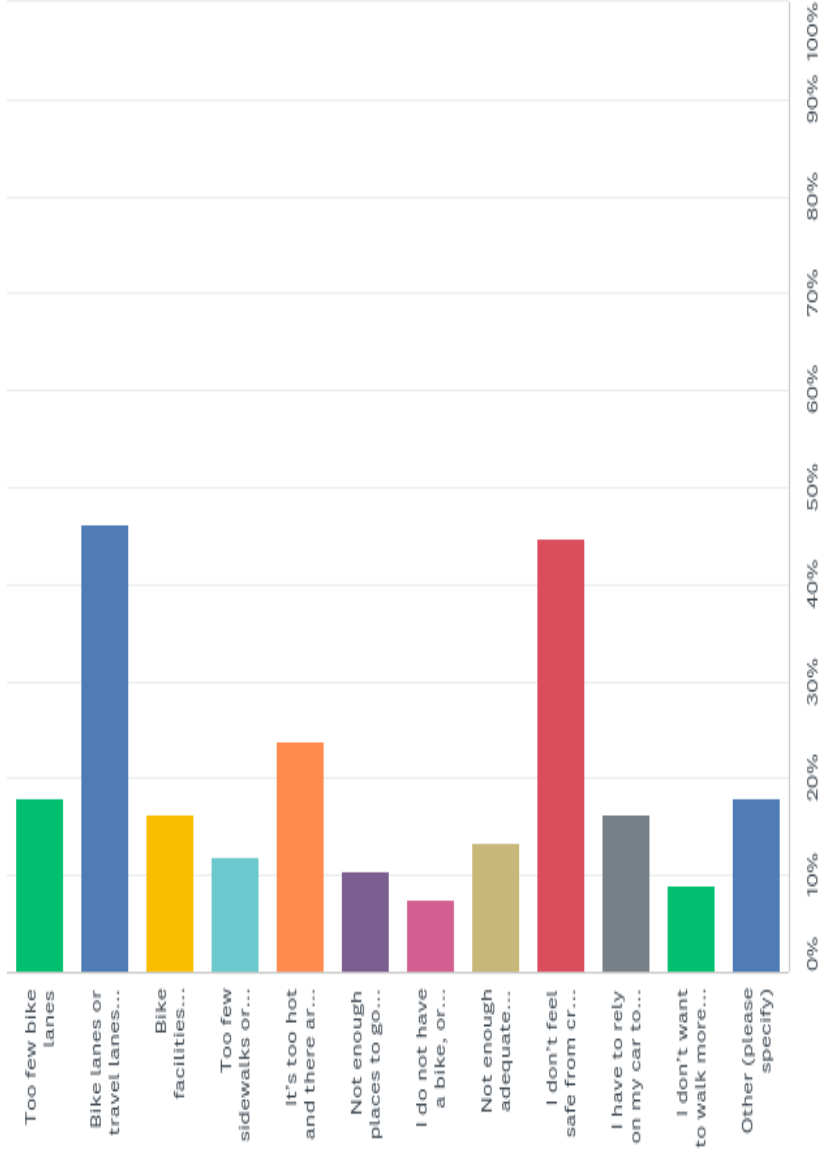
Q7: Housing: Choose up to three housing problems that exist in your neighborhood.

Answered: 67 Skipped: 0

ANSWER CHOICES	RESPONSES
People trying to rent or buy a home are discriminated against because of race, ethnicity, country of origin, gender, disability, being pregnant or having children, or age	10.45% 7
There are not enough choices of places to live for people with disabilities	7.46% 5
Utilities (heating, gas, etc.) are too expensive	22.39% 15
Houses and apartments are not comfortable, not safe, in poor condition, or too dangerous	26.87% 18
Too many people live together in one home because it is too expensive to rent or buy your own	38.81% 26
People are being forced out of their homes because it is too expensive	29.85% 20
Renters do not have enough money for things like food and clothes after paying expensive rents	19.40% 13
People who want to buy homes just cannot because it's too expensive	34.33% 23
I do not think there are any housing problems in my neighborhood	7.46% 5
Other (please specify)	28.36% 19
Total Respondents: 67	

Q8: Physical Exercise: Choose up to three things that keep you from walking or bicycling as much as you would like.

Answered: 67 Skipped: 0



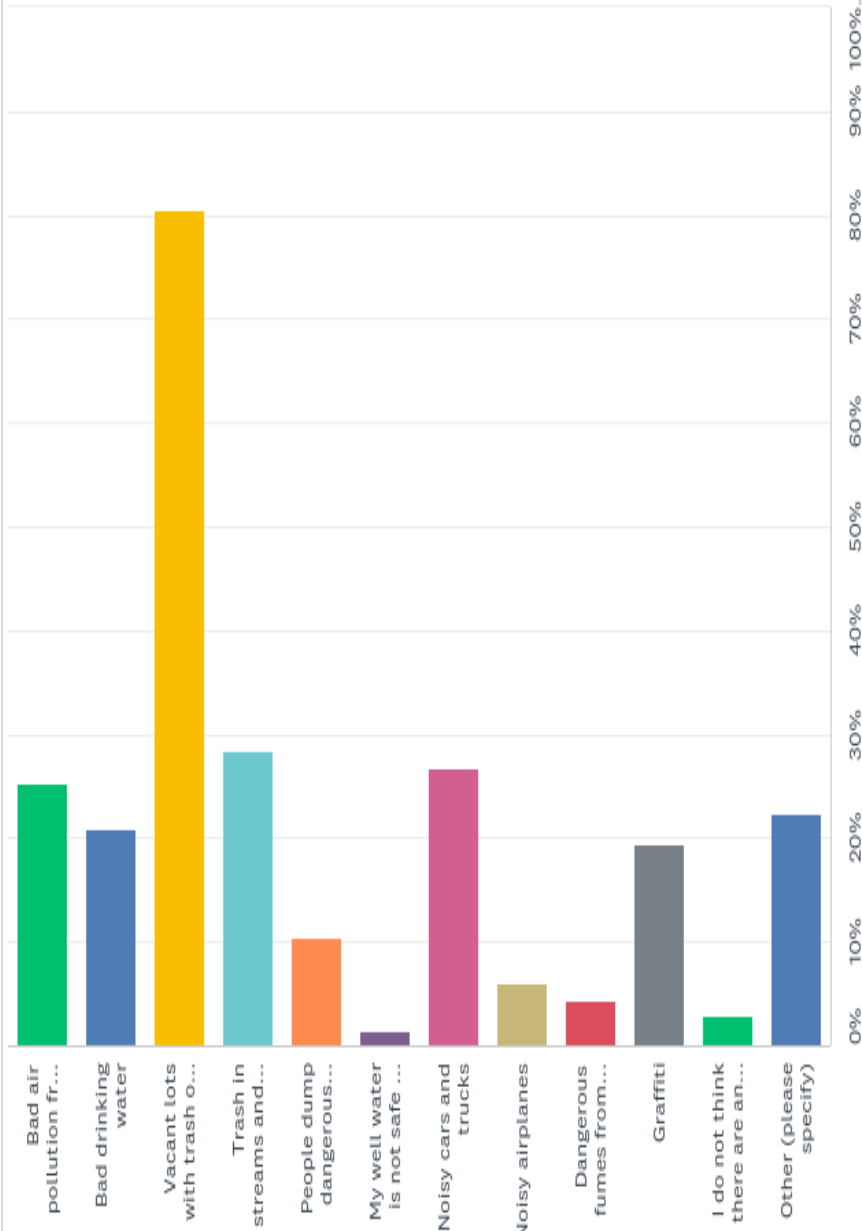
Q8: Physical Exercise: Choose up to three things that keep you from walking or bicycling as much as you would like.

Answered: 67 Skipped: 0

ANSWER CHOICES	RESPONSES
Too few bike lanes	17.91% 12
Bike lanes or travel lanes on many streets are scary to use because of the high number and high speed of cars and trucks	46.27% 31
Bike facilities start and stop at random. Are not predictable or continuous	16.42% 11
Too few sidewalks or sidewalks are too narrow	11.94% 8
It's too hot and there are too few trees for shade	23.88% 16
Not enough places to go (grocery store, school, place to work), or they are too far away to walk or bicycle to	10.45% 7
I do not have a bike, or there are no places to get my bike fixed	7.46% 5
Not enough adequate bicycle parking in my community	13.43% 9
I don't feel safe from crime when I bike or walk	44.78% 30
I have to rely on my car to make multiple trips a day	16.42% 11
I don't want to walk more or bicycle more	8.96% 6
Other (please specify)	17.91% 12
Total Respondents: 67	

Q9: Pollution: Choose up to three pollution problems in your neighborhood.

Answered: 67 Skipped: 0



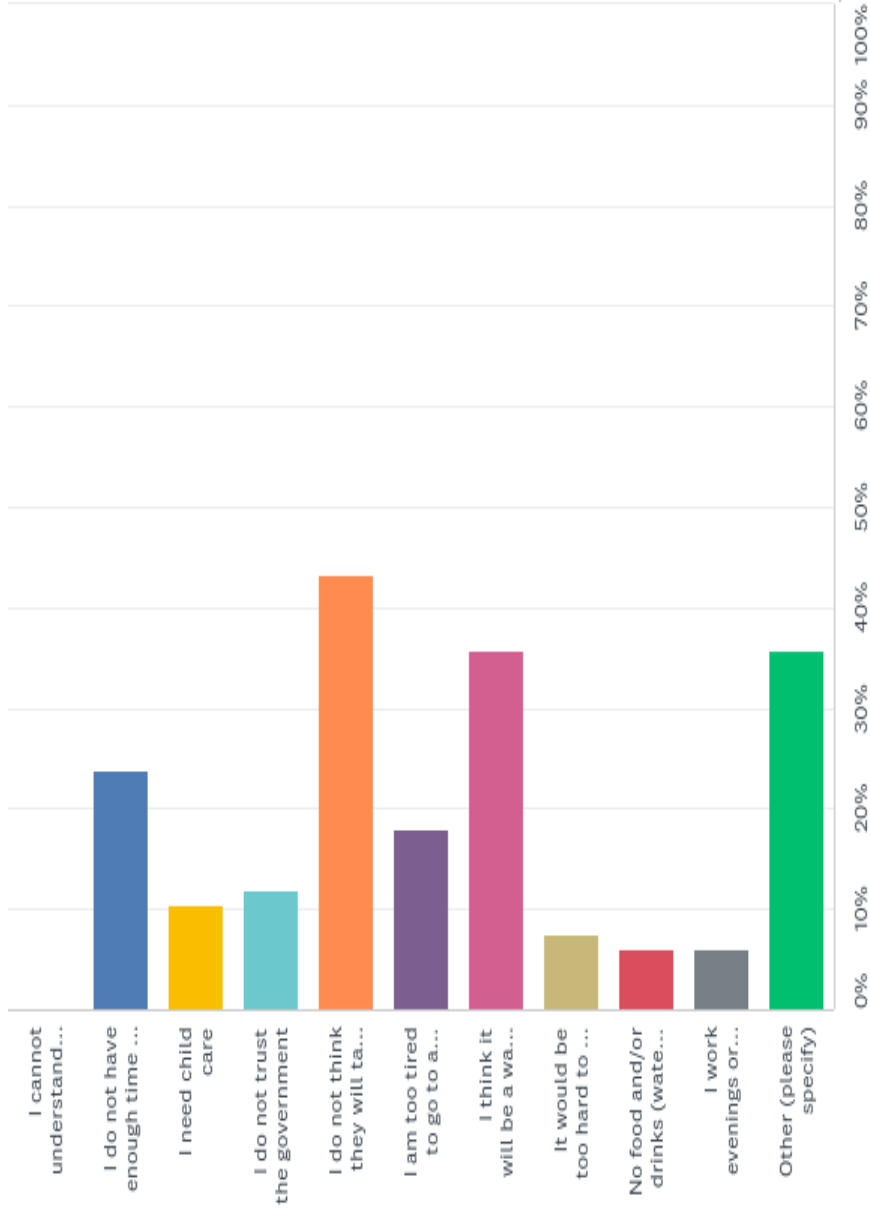
Q9: Pollution: Choose up to three pollution problems in your neighborhood.

Answered: 67 Skipped: 0

ANSWER CHOICES	RESPONSES
Bad air pollution from cars and trucks	25.37% 17
Bad drinking water	20.90% 14
Vacant lots with trash or junk	80.60% 54
Trash in streams and rivers	28.36% 19
People dump dangerous chemicals	10.45% 7
My well water is not safe to drink	1.49% 1
Noisy cars and trucks	26.87% 18
Noisy airplanes	5.97% 4
Dangerous fumes from businesses, like auto paint shops and car repair shops	4.48% 3
Graffiti	19.40% 13
I do not think there are any pollution problems in my neighborhood	2.99% 2
Other (please specify)	22.39% 15
Total Respondents: 67	

Q10: Civic Engagement: Choose up to three things that prevent you from attending an evening public meeting to talk about the things that could make life better or worse in your neighborhood.

Answered: 67 Skipped: 0



Q10: Civic Engagement: Choose up to three things that prevent you from attending an evening public meeting to talk about the things that could make life better or worse in your neighborhood.

Answered: 67 Skipped: 0

ANSWER CHOICES	RESPONSES
I cannot understand English	0 0.00%
I do not have enough time -- too busy	16 23.88%
I need child care	7 10.45%
I do not trust the government	8 11.94%
I do not think they will take my opinions seriously	29 43.28%
I am too tired to go to a meeting after work	12 17.91%
I think it will be a waste of time	24 35.82%
It would be too hard to get to the meeting	5 7.46%
No food and/or drinks (water, juice, snacks) at meetings	4 5.97%
I work evenings or nights	4 5.97%
Other (please specify)	24 35.82%
Total Respondents: 67	

Vineyard
Environmental Justice
Public Outreach Survey

Tuesday, December 04, 2018

72

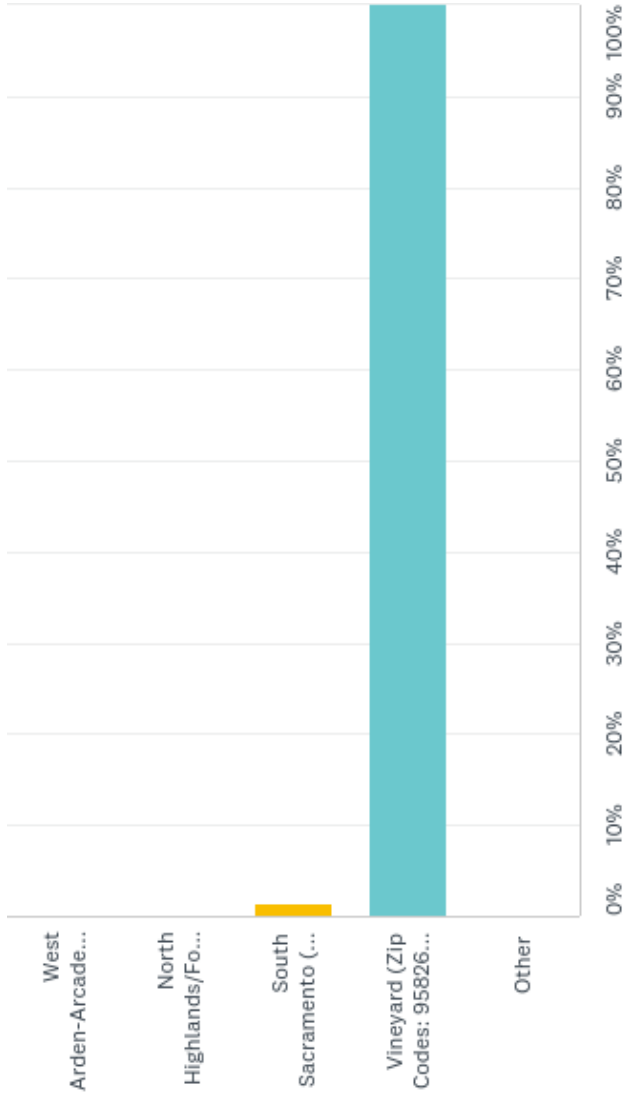
Total Responses

Date Created: Tuesday, August 07, 2018

Complete Responses: 72

Q1: Where do you live? Please place a check mark in the appropriate box.

Answered: 72 Skipped: 0



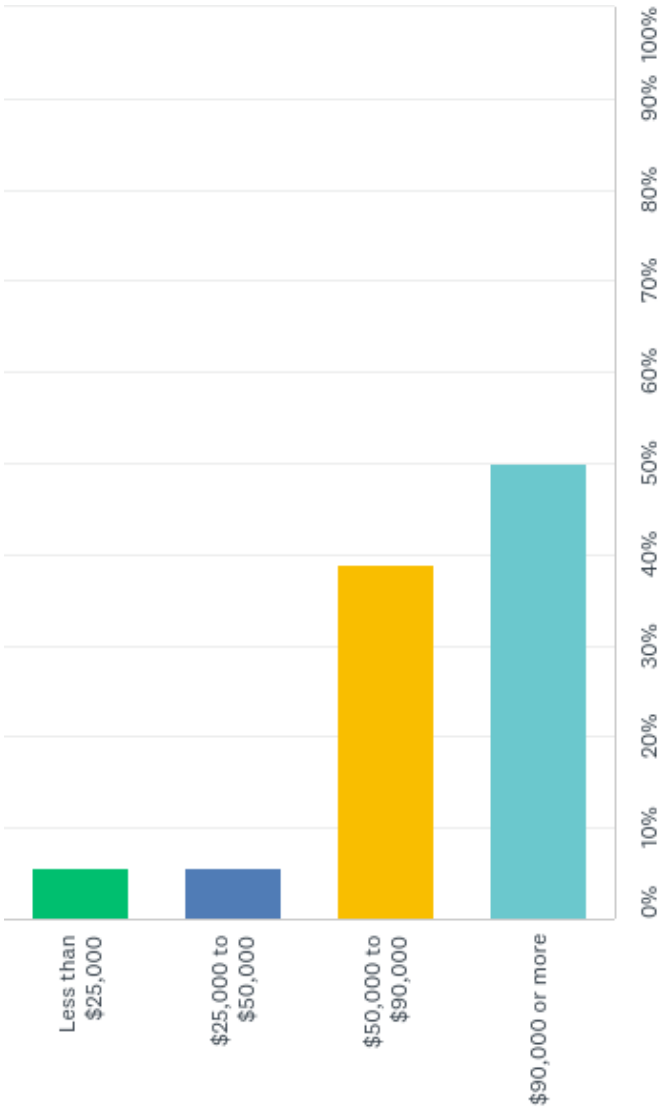
Q1: Where do you live? Please place a check mark in the appropriate box.

Answered: 72 Skipped: 0

ANSWER CHOICES	RESPONSES
West Arden-Arcade (Zip Codes: 95821, 95825, 95864)	0.00% 0
North Highlands/Foothill Farms (Zip Codes: 95652, 95660, 95841, 95842)	0.00% 0
South Sacramento (Zip Codes: 95820, 95823, 95824, 95828)	1.39% 1
Vineyard (Zip Codes: 95826, 95827, 95829, 95830)	100.00% 72
Other	0.00% 0
Total Respondents: 72	

Q3: What is your annual household income?

Answered: 72 Skipped: 0



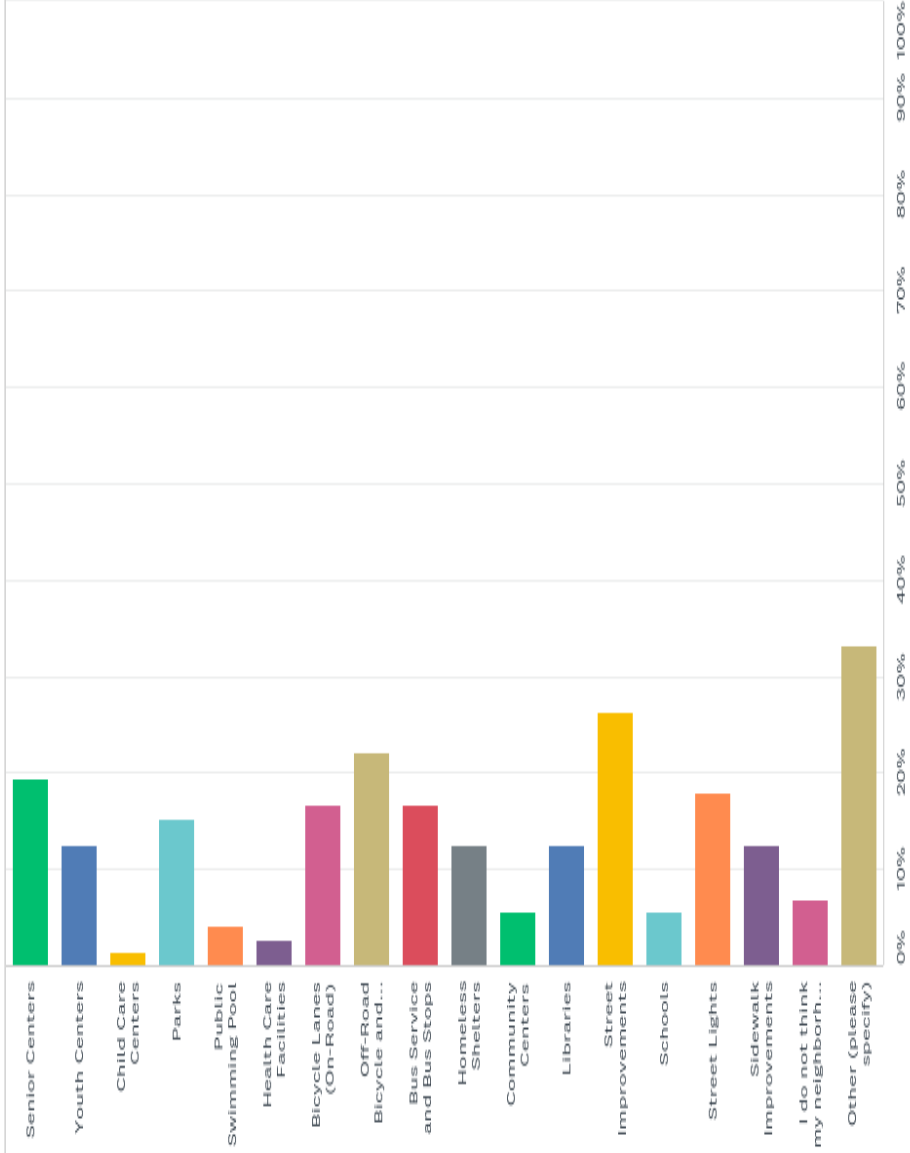
Q3: What is your annual household income?

Answered: 72 Skipped: 0

ANSWER CHOICES	RESPONSES
Less than \$25,000	5.56% 4
\$25,000 to \$50,000	5.56% 4
\$50,000 to \$90,000	38.89% 28
\$90,000 or more	50.00% 36
Total Respondents: 72	

Q4: Public Facilities: Choose the three things that are most needed in your neighborhood. Please rank them from 1 to 3 with 1 being the most needed.

Answered: 72 Skipped: 0



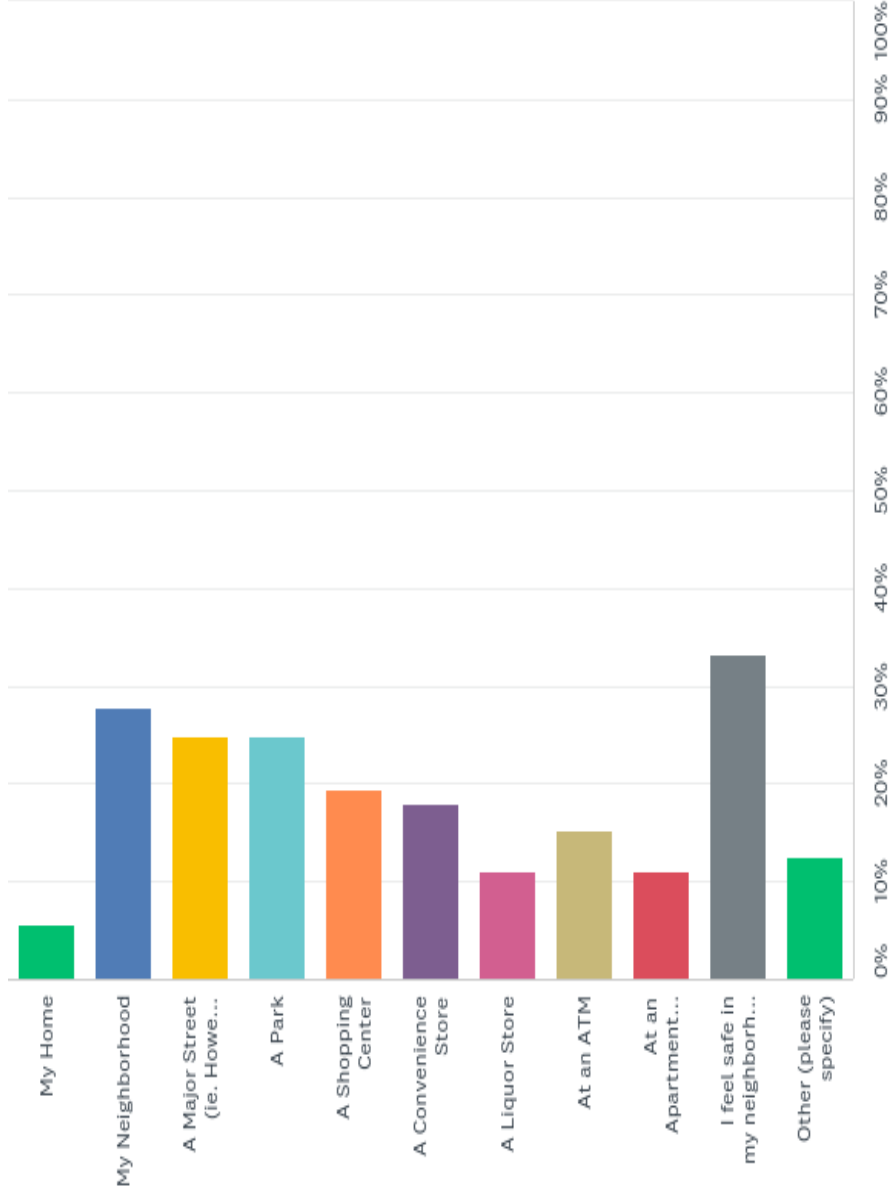
Q4: Public Facilities: Choose the three things that are most needed in your neighborhood. Please rank them from 1 to 3 with 1 being the most needed.

Answered: 72 Skipped: 0

ANSWER CHOICES	RESPONSES
Senior Centers	14 19.44%
Youth Centers	9 12.50%
Child Care Centers	1 1.39%
Parks	11 15.28%
Public Swimming Pool	3 4.17%
Health Care Facilities	2 2.78%
Bicycle Lanes (On-Road)	12 16.67%
Off-Road Bicycle and Walking Trails	16 22.22%
Bus Service and Bus Stops	12 16.67%
Homeless Shelters	9 12.50%
Community Centers	4 5.56%
Libraries	9 12.50%
Street Improvements	19 26.39%
Schools	4 5.56%
Street Lights	13 18.06%
Sidewalk Improvements	9 12.50%
I do not think my neighborhood needs any of these things	5 6.94%
Other (please specify)	24 33.33%
Total Respondents:	72

Q5: Crime Prevention: Choose up to three areas in your neighborhood where you do not feel safe.

Answered: 72 Skipped: 0



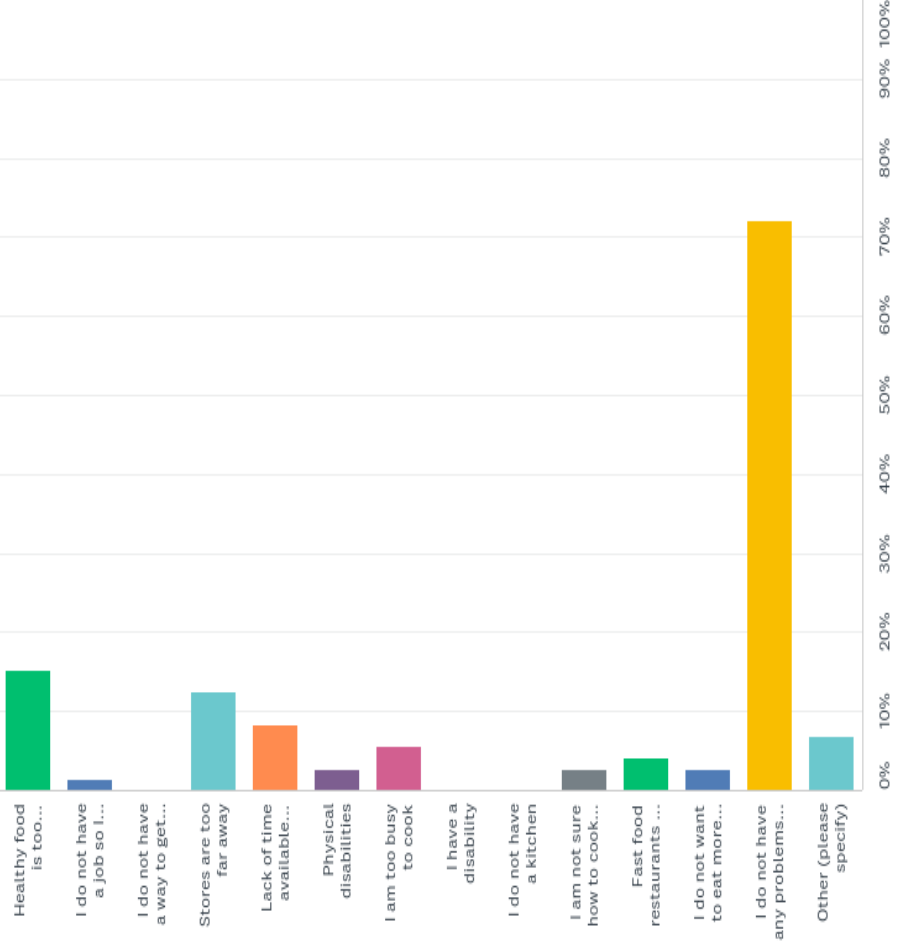
Q5: Crime Prevention: Choose up to three areas in your neighborhood where you do not feel safe.

Answered: 72 Skipped: 0

ANSWER CHOICES	RESPONSES
My Home	5.56% 4
My Neighborhood	27.78% 20
A Major Street (ie. Howe Avenue, Watt Avenue or Florin Road)	25.00% 18
A Park	25.00% 18
A Shopping Center	19.44% 14
A Convenience Store	18.06% 13
A Liquor Store	11.11% 8
At an ATM	15.28% 11
At an Apartment Building that is Not My Residence	11.11% 8
I feel safe in my neighborhood	33.33% 24
Other (please specify)	12.50% 9
Total Respondents: 72	

Q6: Healthy Food Access: Choose up to three things that prevent your family from getting fresh fruits and vegetables and other healthy food.

Answered: 72 Skipped: 0



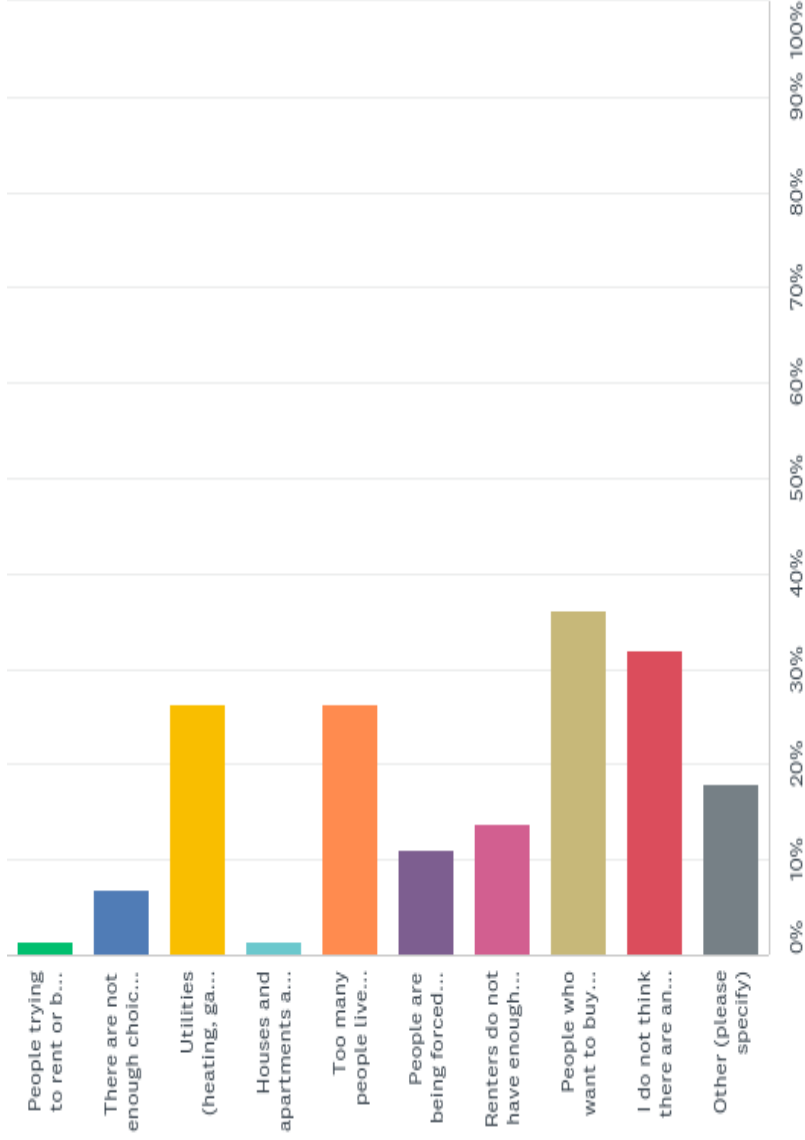
Q6: Healthy Food Access: Choose up to three things that prevent your family from getting fresh fruits and vegetables and other healthy food.

Answered: 72 Skipped: 0

ANSWER CHOICES	RESPONSES
Healthy food is too expensive	15.28% 11
I do not have a job so I cannot pay for healthy food	1.39% 1
I do not have a way to get to the store	0.00% 0
Stores are too far away	12.50% 9
Lack of time available (cooking preparation)	8.33% 6
Physical disabilities	2.78% 2
I am too busy to cook	5.56% 4
I have a disability	0.00% 0
I do not have a kitchen	0.00% 0
I am not sure how to cook fruits, vegetables and healthy meats	2.78% 2
Fast food restaurants are nearby	4.17% 3
I do not want to eat more healthy foods	2.78% 2
I do not have any problems that keep me from getting fresh fruits and vegetables and other healthy food	72.22% 52
Other (please specify)	6.94% 5
Total Respondents: 72	

Q7: Housing: Choose up to three housing problems that exist in your neighborhood.

Answered: 72 Skipped: 0



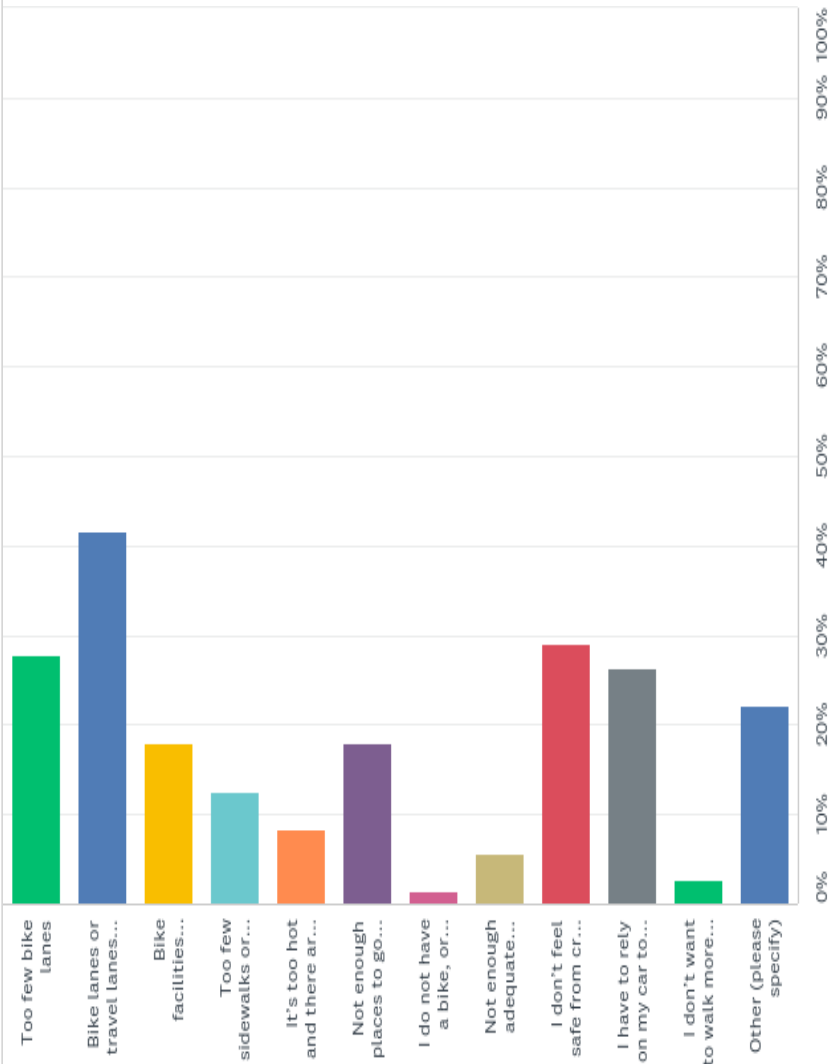
Q7: Housing: Choose up to three housing problems that exist in your neighborhood.

Answered: 72 Skipped: 0

ANSWER CHOICES	RESPONSES
People trying to rent or buy a home are discriminated against because of race, ethnicity, country of origin, gender, disability, being pregnant or having children, or age	1.39% 1
There are not enough choices of places to live for people with disabilities	6.94% 5
Utilities (heating, gas, etc.) are too expensive	26.39% 19
Houses and apartments are not comfortable, not safe, in poor condition, or too dangerous	1.39% 1
Too many people live together in one home because it is too expensive to rent or buy your own	26.39% 19
People are being forced out of their homes because it is too expensive	11.11% 8
Renters do not have enough money for things like food and clothes after paying expensive rents	13.89% 10
People who want to buy homes just cannot because it's too expensive	36.11% 26
I do not think there are any housing problems in my neighborhood	31.94% 23
Other (please specify)	18.06% 13
Total Respondents: 72	

Q8: Physical Exercise: Choose up to three things that keep you from walking or bicycling as much as you would like.

Answered: 72 Skipped: 0



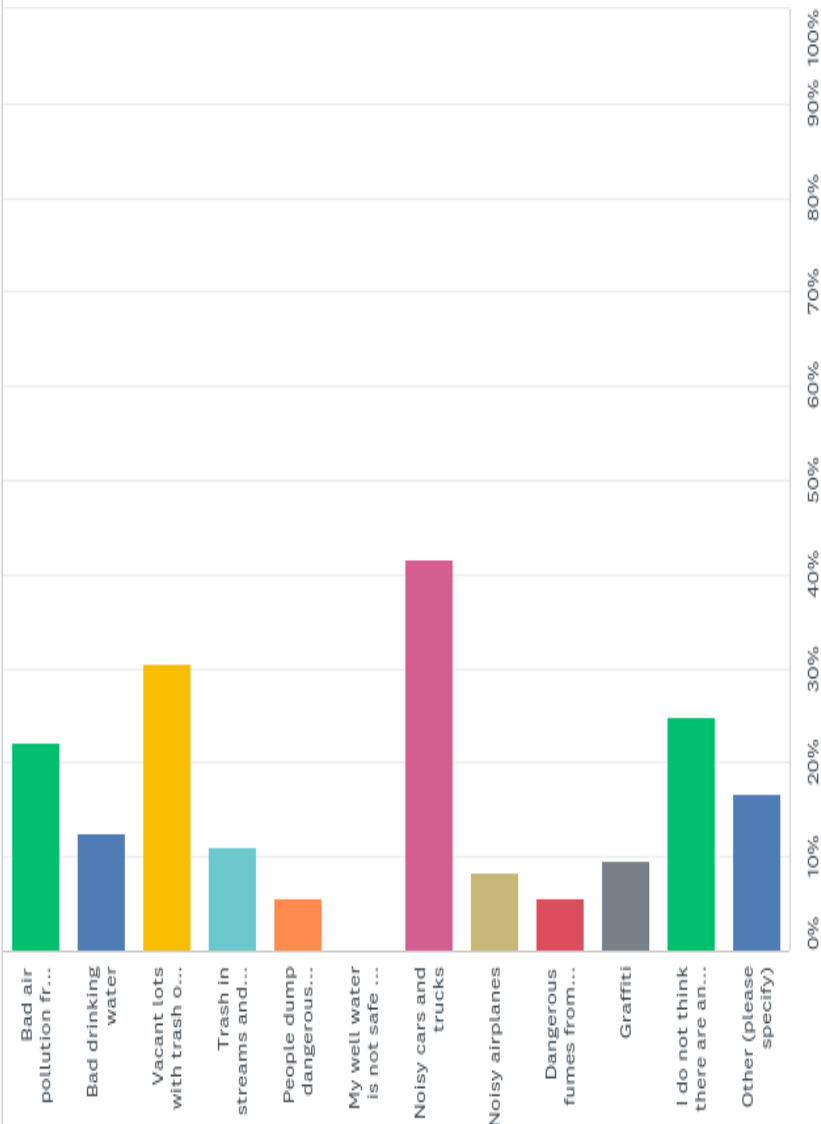
Q8: Physical Exercise: Choose up to three things that keep you from walking or bicycling as much as you would like.

Answered: 72 Skipped: 0

ANSWER CHOICES	RESPONSES
Too few bike lanes	27.78% 20
Bike lanes or travel lanes on many streets are scary to use because of the high number and high speed of cars and trucks	41.67% 30
Bike facilities start and stop at random. Are not predictable or continuous	18.06% 13
Too few sidewalks or sidewalks are too narrow	12.50% 9
It's too hot and there are too few trees for shade	8.33% 6
Not enough places to go (grocery store, school, place to work), or they are too far away to walk or bicycle to	18.06% 13
I do not have a bike, or there are no places to get my bike fixed	1.39% 1
Not enough adequate bicycle parking in my community	5.56% 4
I don't feel safe from crime when I bike or walk	29.17% 21
I have to rely on my car to make multiple trips a day	26.39% 19
I don't want to walk more or bicycle more	2.78% 2
Other (please specify)	22.22% 16
Total Respondents: 72	

Q9: Pollution: Choose up to three pollution problems in your neighborhood.

Answered: 72 Skipped: 0



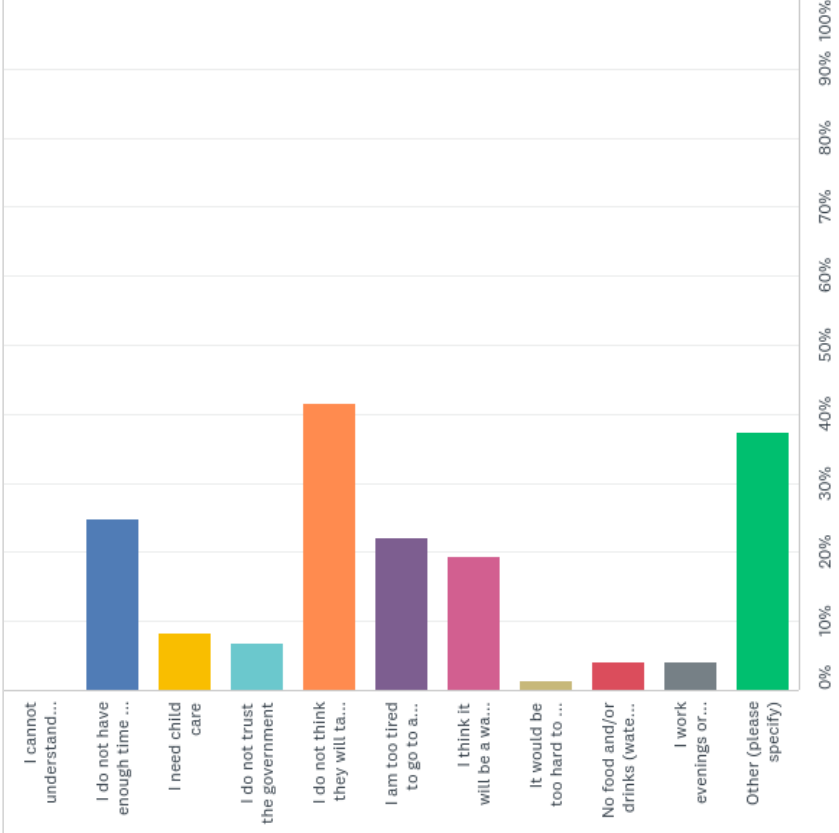
Q9: Pollution: Choose up to three pollution problems in your neighborhood.

Answered: 72 Skipped: 0

ANSWER CHOICES	RESPONSES
Bad air pollution from cars and trucks	22.22% 16
Bad drinking water	12.50% 9
Vacant lots with trash or junk	30.56% 22
Trash in streams and rivers	11.11% 8
People dump dangerous chemicals	5.56% 4
My well water is not safe to drink	0.00% 0
Noisy cars and trucks	41.67% 30
Noisy airplanes	8.33% 6
Dangerous fumes from businesses, like auto paint shops and car repair shops	5.56% 4
Graffiti	9.72% 7
I do not think there are any pollution problems in my neighborhood	25.00% 18
Other (please specify)	16.67% 12
Total Respondents: 72	

Q10: Civic Engagement: Choose up to three things that prevent you from attending an evening public meeting to talk about the things that could make life better or worse in your neighborhood.

Answered: 72 Skipped: 0



Q10: Civic Engagement: Choose up to three things that prevent you from attending an evening public meeting to talk about the things that could make life better or worse in your neighborhood.

Answered: 72 Skipped: 0

ANSWER CHOICES	RESPONSES
I cannot understand English	0.00% 0
I do not have enough time – too busy	25.00% 18
I need child care	8.33% 6
I do not trust the government	6.94% 5
I do not think they will take my opinions seriously	41.67% 30
I am too tired to go to a meeting after work	22.22% 16
I think it will be a waste of time	19.44% 14
It would be too hard to get to the meeting	1.39% 1
No food and/or drinks (water, juice, snacks) at meetings	4.17% 3
I work evenings or nights	4.17% 3
Other (please specify)	37.50% 27
Total Respondents: 72	